



好幫手® 高效能無刷馬達電動起子  
High efficiency brushless motor electric screwdrivers



極速2000rpm 二年保固

The highest speed 2000rpm design and offer two years warranty for free repair service.



榮獲2000年台灣產品形象金質獎得獎記事

ASA Enterprise Co., Ltd. won the National Gold Awards of Excellence in 2000. The making of the award has the following background.



IS9001質量體系認證

Quality control system obtain the ISO9001 approval, SGS United Kingdom Ltd.

## 公司簡介 Company profile

創立於1978年，專業於研發、製造、銷售工業級生產線上裝配用的精密式電動起子、氣動起子及管理化、自動化、數位化等相關週邊產品。在誠實、積極、創新的經營理念下，產品的形象及品質不斷地提升，產品更獲得20餘國、50多樣以上各種專利；並在立足台灣、征服亞太、放眼世界的政策指導下，得以廣開市場、屢創佳績。為服務顧客，提供優質的產品，全體從業人員莫不以全員參與、持續改善、滿足顧客的需求與期望為共同努力的目標。

ASA Enterprise Co., Ltd., established in 1978, engages in R&D, manufacture and selling industrial level precision electric screwdrivers and pneumatic screwdrivers equipped for the production line, and the relevant peripheral products for management, automation and digitalization. Based on our mission statement of honesty, enthusiasm and innovation, the image and quality of our products are continuously enhanced. Our products have obtained more than 50 kinds of patents in more than 20 countries. Under the company's policy of setting foothold in Taiwan, conquering Asia & Pacific and setting eyes on the whole world, we are able to expand the market and make continual good business progress. To serve customers and provide products of the best quality, all staff participate in sustaining the continuing improvement.

Free call : 0800-252-252

台灣產業以創造多項世界王國而名揚國際。21世紀尤以筆記型電腦、行動電話、數位相機、PDA等產品，屢創佳績、領先世界各國。

多年來政府更以積極態度舉辦各項選拔以鼓勵業界投入研發，開創新產品。而由經濟部主導之國家產品形象選拔更是代表產業界創新產品的最高榮譽，大家莫不絞盡腦汁，彙集眾人智慧、積極爭取的獎項。

而好幫手即是2000年台灣產品形象金質獎受領者之一。此乃代表好幫手公司致力於電動起子研發創新獲得眾多產官學界肯定的最高榮譽。

本著積極、創新、永續經營的經營理念，好幫手公司上下員工將本著一貫的熱忱，積極致力於電動起子的創新改良，以回饋愛用者的支持，間接負起企業對社會應盡的責任。

Taiwanese industry is well-known internationally for creating many items of worldwide demand. In the 21st century, Taiwanese industry has made good business achievements based on the product lines of notebook computers, mobiles, digital cameras, PDAs, etc. to take the lead in countries all over the world.

The government has held elections of all items in active view for many years to encourage the industrial circle to contribute in R&D and development of new products. The National Gold Awards of Excellence held by the Ministry of Economic Affairs further represent the supreme honor of the most innovative products in the industry. It is also an award that everybody makes his/her greatest effort and concentrates all their intelligence to strive for, thus it is that ASA is one of the awarded companies for the National Gold Awards of Excellence in 2000. This shows that ASA is dedicated in R&D and innovation in manufacturing electric screwdrivers, winning the supreme honor of being approved in many industrial, official and academic circles.

In light of the mission objectives of enthusiasm, innovation and perpetual operation, all the staff of ASA positively contribute to the innovation and improvement of electric screwdrivers in return for the support of our users, and indirectly accept the necessary burden of taking corporate responsibility in society.



## 肯定與榮耀 Recognitions and Honors

- 1990 榮獲臺灣時報廣告獎
- 1991 榮獲臺灣4A廣告創意獎
- 1993 榮獲中國創造發明壹等獎
- 1994 榮獲臺灣中小企業創新研究獎
- 1994 產品通過UL、CSA安規認證
- 1997 產品通過CE (EMC、LVD)安規認證
- 1999 榮獲臺灣精品標誌
- 2000 榮獲臺灣產品形象金質獎
- 2002 品質管理系統通過ISO9001國際認證
- 2006 通過中國3C認證



- 1990 China Times' Advertisement Prize
- 1991 4A Advertisement Originality Prize
- 1993 Creation & Invention Prize
- 1994 Medium & Small Business Innovation Research Award
- 1994 Products obtain the certificates for passing UL, CSA Safety Standards
- 1997 Products obtain the certificates for passing CE (EMC、LVD) Safety Standards
- 1999 Taiwan's Excellent Product Mark
- 2000 The Gold National Awards of Excellence
- 2002 Quality control system obtain the ISO9001 approval, SGS United Kingdom Ltd.
- 2006 Products obtain China 3C certification

榮獲ISO-9001國際認證、臺灣精品標誌及臺灣產品形象金質獎，並通過國際多項安規認證。



低壓(直流)電動起子規格表 Low voltage electric screwdriver quick reference chart

區分 Distribution	馬達區分 Motor Type	起子機型 Model		扭力範圍 Torque range		適用電源控制器 Available controller	無載轉速(±10%) No Load Speed (rpm)		可鎖付螺絲脛部直徑 Available screw shank (mm)		頁 Page
		槓桿式 Lever start	下壓式 Push to start	Kgf-cm	lbf-in		Lo	Hi	機械螺絲 Machine Screw	自攻螺絲 Tapping Screw	
全自動電動起子 Full-auto shut off	低壓直流馬達 (附電源控制器) Low volt. DC motor (with controller)	高效能無刷馬達電動起子 High efficiency brushless motor electric screwdrivers									
		BS-2000		0.3~2.0	0.26~1.7	APS-301A AM-30	700	1000	1.0~2.2	1.0~2.0	5
		BS-3000		0.5~5.0	0.43~4.3	APS-301A AM-30	700	1000	1.0~2.6	1.0~2.3	5
		BS-4000	BS-4000F	1.5~12.0	1.30~10.4	APS-301A AM-30	700~1000	1400~2000	1.4~3.0	1.4~2.6	5
		BS-6000		2.0~16.0	1.7~13.9	APS-301A AM-30	700	1000	2.2~4.2	2.0~3.2	5
		BS-6500		4.0~20.0	3.5~17.4	APS-301A AM-30	700	1000	2.6~4.0	2.3~3.5	5
		BS-6800		5.0~25.0	4.3~21.7	APM-301A AM-30	500	750	3.0~5.0	2.6~4.0	5
		瑞士馬達電動起子 Swiss motor electric screwdrivers									
		ASA-S1000M	(超迷你型/Super mini)	0.15~1.0	0.13~0.87	APS-201B APS-301B AM-55 AM-65	150 350 150 350	300 500 250 500	1.0~1.8	0.6~1.4	7
		ASA-S2000M	(超迷你型/Super mini)	0.3~2.0	0.26~1.7	APS-301B AM-65	650	1000	1.0~2.2	1.0~2.0	7
		ASA-S2500M	(超迷你型/Super mini)	0.4~3.0	0.35~2.6	APS-301B AM-65	450	700	1.0~2.6	1.0~2.0	7
		ASA-2000M	ASA-2000MS	0.3~2.0	0.26~1.7	APS-301B AM-65	450~700	700~1000	1.0~2.2	1.0~2.0	7
		ASA-3000M	ASA-3000MS	0.5~5.0	0.43~4.3	APS-301B AM-65	400~600	700~1000	1.0~2.6	1.0~2.3	7
		ASA-4000M	ASA-4000MS	1.0~6.0	0.87~5.2	APS-301B AM-65	400~600	700~1000	1.4~2.6	1.4~2.3	7
		ASA-5000M		2.0~12.0	1.7~10.4	APS-351B AM-45	1000	1500	2.0~3.0	2.0~2.6	8
		ASA-5600M		4.0~18.0	3.5~15.6	APS-301B AM-65	500	700	2.6~4.0	2.3~3.5	8
		瑞士馬達氣吸式電動起子 Swiss motor Vacuum pick up electric screwdrivers									
		ASA-S1000MA	(超迷你型/Super mini)	0.15~1.0	0.13~0.83	APS-201B APS-301B AM-55 AM-65	150 350 150 350	300 500 250 500	1.0~1.8	0.6~1.4	7
		ASA-S2000MA	(超迷你型/Super mini)	0.3~2.0	0.26~1.7	APS-301B AM-65	650	1000	1.0~2.2	1.0~2.0	7
		ASA-S2500MA	(超迷你型/Super mini)	0.4~3.0	0.35~2.6	APS-301B AM-65	450	700	1.0~2.6	1.0~2.0	7
		ASA-2000MA	ASA-2000MSA	0.3~2.0	0.26~1.7	APS-301B AM-65	450~700	700~1000	1.0~2.2	1.0~2.0	7
		ASA-3000MA	ASA-3000MSA	0.5~5.0	0.43~4.3	APS-301B AM-65	400~600	700~1000	1.0~2.6	1.0~2.3	7
		ASA-4000MA	ASA-4000MSA	1.0~6.0	0.87~5.2	APS-301B AM-65	400~600	700~1000	1.4~2.6	1.4~2.3	7
		標準型馬達電動起子 Standard motor electric screwdrivers									
		ASA-2000	ASA-2000S	0.3~2.0	0.26~1.7	APS-351B AM-45	450~700 450~700	700~1000 700~1000	1.0~2.2	1.0~2.0	9
		ASA-3000	ASA-3000S	0.5~5.0	0.43~4.3	APS-351B AM-45	450~700 450~700	700~1000 700~1000	1.0~2.6	1.0~2.3	9
		ASA-4000	ASA-4000S	1.0~6.0	0.87~5.2	APS-351B AM-45	450~700 450~700	700~1000 700~1000	1.4~2.6	1.4~2.3	9
		ASA-4500	ASA-4500S	1.5~10.0	1.3~8.7	APS-351B AM-45	450~700 450~700	700~1000 700~1000	2.0~3.0	2.0~2.6	9
		ASA-6000	ASA-6000(PS)	1.5~12.0	1.3~10.4	APM-301C AM-85	650 600 650 600	1150 1000(PS) 1150 1000(PS)	2.0~3.0	2.0~2.6	10
		ASA-6500	ASA-6500(PS)	4.0~20.0	3.5~17.4	APM-301C AM-85	550	850	2.6~4.0	2.3~3.5	10
		ASA-6800	ASA-6800(PS)	5.0~25.0	4.3~21.7	APM-301C AM-85	450	700	3.0~5.0	2.6~4.0	10
		ASA-7000	ASA-7000(PS)	7.0~20.0	6.1~17.4	APM-301B AM-55	400	700	3.0~4.0	2.6~3.5	11
ASA-7500	ASA-7500(PS)	7.0~30.0	6.1~26.0	APM-301C AM-85	500	1000	3.0~5.0	2.6~4.0	11		
ASA-8000	ASA-8000(PS)	12.0~30.0	10.4~26.0	APM-301B AM-65	350	550	3.5~5.0	3.0~4.0	11		
ASA-8500	ASA-8500(PS)	12.0~40.0	10.4~34.7	APT-70S		700	3.5~5.5	3.0~4.5	11		
ASA-9000	ASA-9000(PS)	20.0~50.0	17.3~43.4	APT-70S		650	4.0~6.0	3.5~5.0	11		

\* 全系列可對應防靜電(ESD)結構 — 選購品

\* ESD available — optional

低壓(直流)電動起子規格表 Low voltage electric screwdriver quick reference chart

區分 Distribution	馬達區分 Motor Type	起子機型 Model		扭力範圍 Torque range		適用電源控制器 Available controller	無載轉速(±10%) No Load Speed (rpm)		可鎖付螺絲脛部φ徑 Available screw shank (mm)		頁 Page
		槓桿式 Lever start	下壓式 Push to start	Kgf-cm	lbf-in		Lo	Hi	機械螺絲 Machine Screw	自攻螺絲 Tapping Screw	
半自動電動起子 Semi-auto shut off	(附) 低壓 直流馬達 電源控制 器 (with controller) Low volt. DC motor	AS-4636		2.0~16	1.7~13.9	APS-331A	700	1000	2.2~4.2	2.0~3.2	12
		AS-6636		5.0~25	4.3~21.7	APS-331A	600	800	3.0~5.0	2.6~4.0	12

高壓(直流)電動起子規格表 High voltage electric screwdriver quick reference chart

區分 Distribution	馬達區分 Motor Type	起子機型 Model			扭力範圍 Torque range		無載轉速(±10%) No Load Speed (rpm)		可鎖付螺絲脛部φ徑 Available screw shank (mm)		頁 Page	
		槓桿式 Lever start	下壓式 Push to start	ACV	kgf-cm	lbf-in	Lo	Hi	機械螺絲 Machine Screw	自攻螺絲 Tapping Screw		
全自動電動起子 Full-auto shut off	高壓 直流馬達 (controllerless) High volt. DC motor		ASC-3681		115	2.2 ~ 12.0	1.9 ~ 10.4	950	2.0 ~ 3.0	2.0 ~ 2.6	13	
			ASC-3682		230							
			ASC-5681		115	4.0 ~ 18.0	3.5 ~ 15.6	1000	2.6 ~ 4.0	2.3 ~ 3.5	13	
			ASC-5682		230							
			ASC-6681	ASC-6681S	115	8.0 ~ 25.0	6.9 ~ 21.7	650	850	3.0 ~ 4.5	2.6 ~ 4.0	13
			ASC-6682	ASC-6682S	230							
			AD-5681	AD-5681S	115	8.0 ~ 25.0	6.9 ~ 21.7	750	1000	3.0 ~ 4.5	3.0 ~ 4.0	14
			AD-5682	AD-5682S	230							
			AD-7681	AD-7681S	115	10.0 ~ 30.0	8.7 ~ 26.0	750	1000	3.0 ~ 5.0	2.6 ~ 4.0	14
			AD-7682	AD-7682S	230							
半自動電動起子 Semi-auto shut off	高壓 直流馬達 (直接插入市電) High volt. DC motor		AS-1631		115	0.2 ~ 2.0	0.17 ~ 1.7	1000	1.0 ~ 2.0	1.0 ~ 1.7	15	
			AS-1632		230							
			AS-2631		115	0.5 ~ 7.0	0.43 ~ 6.1	1000	1.0 ~ 2.6	1.0 ~ 2.3	15	
			AS-2632		230							
			AS-3631		115	1.0 ~ 12.0	0.9 ~ 10.4	1000	1.4 ~ 3.0	1.4 ~ 2.6	15	
			AS-3632		230							
			AS-4631		115	2.0 ~ 18.0	1.7 ~ 15.6	1000	2.0 ~ 4.0	2.0 ~ 3.0	15	
			AS-4632		230							
			AS-6631		115	5.0 ~ 25.0	4.3 ~ 21.7	1000	2.6 ~ 5.0	2.3 ~ 4.0	15	
			AS-6632		230							

T 系列氣動起子規格表 T series pneumatic screwdriver quick reference chart

區分 Distribution	馬達區分 Motor Type	起子機型 Model				扭力範圍 Torque range		無負荷 回轉速(±10%) No Load Speed (rpm)	可鎖付螺絲脛部φ徑 Available screw shank (mm)		頁 Page
		槓桿式 Lever start		下壓式 Push to start		kgf-cm	lbf-in		機械螺絲 Machine Screw	自攻螺絲 Tapping Screw	
		標準型 Standard	彎90°型 Right angle head	標準型 Standard	槍型 Pistol Grip						
全自動氣動起子 Full-auto shut off	氣動馬達 Pneumatic motor	ASA-T10L	- R/A	ASA-T10P	- P/G	0.5 ~ 2.0	0.4 ~ 1.7	1000	1.0 ~ 2.2	1.0 ~ 1.7	16~19
		ASA-T20L	- R/A	ASA-T20P	- P/G	1.0 ~ 8.0	0.9 ~ 6.9	1000	1.7 ~ 3.3	1.3 ~ 2.7	
		ASA-T30L	- R/A	ASA-T30P	- P/G	2.0 ~ 16.0	1.7 ~ 13.9	1800	2.2 ~ 4.2	1.7 ~ 3.2	
		ASA-T40L	- R/A	ASA-T40P	- P/G	5.0 ~ 30.0	4.3 ~ 26.0	1000	2.6 ~ 5.0	2.3 ~ 4.0	
		ASA-T50L	- R/A	ASA-T50P	- P/G	7.0 ~ 50.0	6.0 ~ 43.4	1400	2.9 ~ 6.0	2.6 ~ 4.9	
		ASA-T55L	- R/A	ASA-T55P	- P/G	7.0 ~ 65.0	6.0 ~ 56.4	1000	2.9 ~ 6.4	2.6 ~ 5.4	
		ASA-T60L	- R/A	ASA-T60P	- P/G	15.0 ~ 95.0	13.0 ~ 82.5	550	4.1 ~ 7.0	3.3 ~ 6.0	

週邊設備 Attachment

區分 Distribution	頁 Page
好幫手電源控制器	20
好幫手螺絲鎖付數位化管理系統	21-22
好幫手可調式螺絲整列機	23
好幫手高精度扭力測試機	24
好幫手數位式扭力測試機	25
好幫手扭力支臂架夾持系統	26
好幫手附件及週邊設備	27
好幫手起子頭	28

## High efficiency brushless motor electric screwdrivers

低壓直流馬達驅動型 (附電源控制器)

Low voltage DC motor driving (with controller)



可訂製ESD防靜電型

ESD type is available for ordering.



### 特點 Feature

- 極速 2000 rpm 2年保固。
- 使用高效能無碳刷馬達，壽命超耐久。
- 無須更換碳刷，有效降低企業支出成本。
- 無碳粉溢出之設計，適用於無塵室環境。
- 搭配領先群雄的黃金煞車開關系統。  
(壽命試驗可達1000萬次以上)，以大幅降低維修保養費用。
- 無碳粉溢出，降低空氣污染，響應地球環保。
- The highest speed 2000rpm design and offer two years warranty for free repair service.
- Use the high efficiency brushless motor gives unsurpassed durability.
- Adopt the carbon brushless motor that it will reduce the business cost effectively.
- Brushless motor design that is available in the clean room operation.
- Adopt excellent gold plating switch that it can raise the contact spot life up to 10 million times and reduce the maintenance cost.
- No any carbon particle flow out not only responses to the earth environment protection but also reduces air pollution.

### 槓桿式 Lever start type

機種名 Model No.	輸出扭力範圍 Torque range		適用電源控制器 Available controller	無載轉速(±10%) No Load Speed (rpm)	適用螺絲 Available screw	
	kgf-cm	lbf-in			機械牙徑 Machine screw $\phi$	自攻牙徑 Tapping screw $\phi$
BS-2000	0.3~2.0	0.26~1.7	APS-301A AM-30	700-1000	1.0~2.2mm/0.04~0.09in	1.0~2.0mm/0.04~0.08in
BS-3000	0.5~5.0	0.43~4.3	APS-301A AM-30	700-1000	1.0~2.6mm/0.04~0.10in	1.0~2.3mm/0.04~0.09in
BS-4000 BS-4000F	1.5~12.0	1.30~10.4	APS-301A AM-30	700-1000/1400-2000	1.4~3.0mm/0.06~0.12in	1.4~2.6mm/0.06~0.10in
BS-6000	2.0~16.0	1.7~13.9	APS-301A AM-30	700-1000	2.2~4.2mm/0.09~0.17in	2.0~3.2mm/0.08~0.13in
BS-6500	4.0~20.0	3.5~17.4	APS-301A AM-30	700-1000	2.6~4.0mm/0.10~0.16in	2.3~3.5mm/0.09~0.14in
BS-6800	5.0~25.0	4.3~21.7	APM-301A AM-30	500-750	3.0~5.0mm/0.12~0.20in	2.6~4.0mm/0.10~0.16in

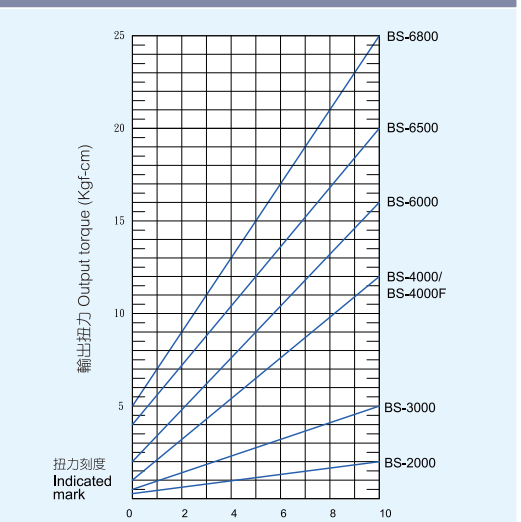
### 適用電源控制器 Available controller

外觀 Outline	機種名 Model No.	工作電壓(AC) Operating vol.	輸出電壓(DC) Output vol.	體積(mm) Dimension	重量(g) Weight	可操作起子數 Drivable	安規認可 Approval by
	APS-301A	100-240V	20-30V 可調式 (Adjustable)	164X64X42	300	1 screwdriver	CB,CE, UL(CUL),CCC, ROHS,REACH
	APM-301A	100-240V	20-30V 可調式 (Adjustable)	172X84X46	380	1 screwdriver	CB,CE, UL(CUL),CCC, ROHS,REACH
	AM-30	100-240V	20-30V 可調式 (Adjustable)	172X84X61	450	1 screwdriver	CB,CE, UL(CUL),CCC, ROHS,REACH

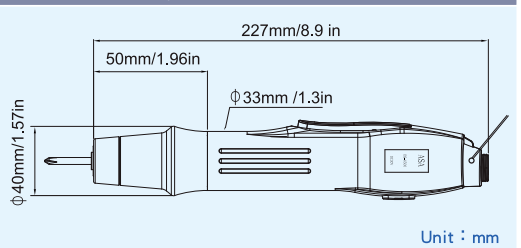
### 電動起子週邊設備 (選購品) Attachment of electric screwdriver (Optional)

外觀 Outline	名稱 Description	規格 Specification																				
	AT-1050 可調式螺絲整列機 Adjustable screw feeder	適用M1.0~M5.0mm螺絲 Available screw M1.0-M5.0mm																				
	多功能螺絲專利整理盒 Patented multifunction screw kit box	適用M1.0~M2.4mm螺絲 Available screw M1.0-M2.4mm																				
	彈吊車 Balancer 本產品可適用於無塵室，並通過SGS-10等級測試。 This product can be used in the clean room. It has passed SGS Clean room Class-10 test.	<table border="1"> <thead> <tr> <th>型號 Model</th> <th colspan="2">載重 Load</th> <th>伸縮長 Extend L.</th> </tr> <tr> <td></td> <th>kgs</th> <th>lbs</th> <td></td> </tr> </thead> <tbody> <tr> <td>SB-1.2</td> <td>0.5-1.2</td> <td>1.1-2.6</td> <td>1.6 m</td> </tr> <tr> <td>SB-2.0</td> <td>1.0-2.0</td> <td>2.2-4.4</td> <td>1.6 m</td> </tr> <tr> <td>SB-3.0</td> <td>2.0-3.0</td> <td>4.4-6.6</td> <td>1.6 m</td> </tr> </tbody> </table>	型號 Model	載重 Load		伸縮長 Extend L.		kgs	lbs		SB-1.2	0.5-1.2	1.1-2.6	1.6 m	SB-2.0	1.0-2.0	2.2-4.4	1.6 m	SB-3.0	2.0-3.0	4.4-6.6	1.6 m
型號 Model	載重 Load		伸縮長 Extend L.																			
	kgs	lbs																				
SB-1.2	0.5-1.2	1.1-2.6	1.6 m																			
SB-2.0	1.0-2.0	2.2-4.4	1.6 m																			
SB-3.0	2.0-3.0	4.4-6.6	1.6 m																			
	磁環 MAG-O-NETS	<table border="1"> <thead> <tr> <th>編號 Parts NO.</th> <th>內徑 ID</th> <th>外徑 OD</th> <th>厚度 Thick</th> </tr> </thead> <tbody> <tr> <td>AM 1/4</td> <td>7 mm</td> <td>17.5 mm</td> <td>10 mm</td> </tr> <tr> <td>AM 5</td> <td>5 mm</td> <td>17.5 mm</td> <td>10 mm</td> </tr> <tr> <td>AM 4</td> <td>4 mm</td> <td>17.5 mm</td> <td>10 mm</td> </tr> </tbody> </table>	編號 Parts NO.	內徑 ID	外徑 OD	厚度 Thick	AM 1/4	7 mm	17.5 mm	10 mm	AM 5	5 mm	17.5 mm	10 mm	AM 4	4 mm	17.5 mm	10 mm				
編號 Parts NO.	內徑 ID	外徑 OD	厚度 Thick																			
AM 1/4	7 mm	17.5 mm	10 mm																			
AM 5	5 mm	17.5 mm	10 mm																			
AM 4	4 mm	17.5 mm	10 mm																			

### 輸出扭力曲線表 Torque Curve



### 槓桿式 Lever start type



# 瑞士航太級馬達介紹

## Introduction to Swiss DC motor

- 瑞士原裝低慣量、低衝擊、低鬆動馬達**  
 瑞士專利馬達耗電、衝擊、慣量只有市售馬達1/10。對細小螺絲扭力精準度以及防止螺絲鬆動,特別有效。
- 無碳粉溢出設計馬達適用於3C產業**  
 超薄、超輕多功能,為電子產業設計主流,電子產品均內藏IC設計,而一般市售馬達均有碳粉溢出污染。所以一般有碳粉電動起子無法適用於電子無塵環境。
- Its motor, made and imported from Switzerland, is characterized with low inertia and low impact.**  
 Switzerland patented motor, its power consumption, impact and insert momentum are 1/10 of the conventional motors. Very effective for tightening the fine screws with precise torque and loosening free.
- Its motor does not generate any carbon particle over flow, so its motor is suitable to be used in the 3C industry.**  
 The electronic products will become thinner, lightweight and multifunctional; most electronic products have one or more IC components. Other brands of motors on the market are not suitable to be used in the 3C industry because they generate carbon particles.



### Pumps and ventilators

Blood pumps  
Axial blowers



### Optics and precision mechanics

Lens adjustment  
Levelling equipment  
Beamers



### Cash and ticket dispenser

labeling machines  
credit card readers



### Semi-conductor industry / EDP / telecommunications

SMT fitting machines  
Feeders



### Measuring and control technology

precision scales  
measuring devices

Swiss aviation grade motor, low inertia and low impact electric screwdriver / Vacuum pick up electric screwdrivers

低壓直流馬達驅動型 (附電源控制器)

Low voltage DC motor driving (with controller)



可訂製ESD防靜電型

ESD type is available for ordering.



特點 Feature

● 超迷你精準耐用長壽命設計

直徑φ26mm全長158mm世界最小體積，重量只有187g、耗電6W，全機六只傳動軸承，徹底降低機械磨耗，更能提高扭力精準度及降低起子頭搖擺度。

● 終生使用設計，一支抵用他牌數支

三年1000萬次以上終生耐用性設計，瑞士馬達至少可連續運轉2萬小時(約可使用10年以上)。並搭配長壽命設計可達1000萬次白金煞車開關裝置。

● 本產品可適用於無塵室，並通過SGS無塵室CLASS-10等級測試。

● The electric screwdriver is very compact, accurate and durable.

Design not only in the most compact body of diameter 26mm, overall length 158mm and weight 187g but the lowest power consumption 6w in the world. The 6 bearing are inbuilt in the hammer casing to reduce the anvil friction and bit vibration and to improve the output torque precision.

● The electric screwdriver can last through a lifetime; it outlasts several electric screwdrivers of other brand.






The everlasting durability is designed with 10 million times in use in three years (The Switzerland patented motor permits continued operation at least 20,000 hours (about 10 years operation). The service life of the contact point withstands 10 million on and off contacts.

● This product can be used in the clean room. It has passed SGS Clean room Class-10 test.

槓桿式 Lever start type · 快速式 High speed type (S) · 氣吸式 Vacuum pick up type (A)

機種名 Model No.	輸出扭力範圍 Torque range	適用電源控制器 Available controller		無載轉速(±10%) No Load Speed (rpm)	適用螺絲 Available screw	
		kgf-cm	lbf-in		機械牙徑 Machine screw φ	自攻牙徑 Tapping screw φ
ASA-S1000M ASA-S1000MA	0.15~1.0	0.13 ~ 0.87	APS-201B APS-301B AM-55 AM-65	150-300 350-500 150-250 350-500	1.0 ~ 1.8mm / 0.04 ~ 0.07in	0.6 ~ 1.4mm / 0.02 ~ 0.05in
ASA-S2000M ASA-S2000MA	0.3 ~ 2.0	0.26 ~ 1.7	APS-301B AM-65	650-1000	1.0 ~ 2.2mm / 0.04 ~ 0.09in	1.0 ~ 2.0mm / 0.04 ~ 0.08in
ASA-S2500M ASA-S2500MA	0.4 ~ 3.0	0.35 ~ 2.6	APS-301B AM-65	450-700	1.0 ~ 2.6mm / 0.04 ~ 0.10in	1.0 ~ 2.0mm / 0.04 ~ 0.08in
ASA-2000M ASA-2000MS	0.3 ~ 2.0	0.26 ~ 1.7	APS-301B AM-65	450-700 700-1000	1.0 ~ 2.2mm / 0.04 ~ 0.09in	1.0 ~ 2.0mm / 0.04 ~ 0.08in
ASA-2000MA ASA-2000MSA	0.3 ~ 2.0	0.26 ~ 1.7	APS-301B AM-65	450-700 700-1000	1.0 ~ 2.2mm / 0.04 ~ 0.09in	1.0 ~ 2.0mm / 0.04 ~ 0.08in
ASA-3000M ASA-3000MS	0.5 ~ 5.0	0.43 ~ 4.3	APS-301B AM-65	400-600 700-1000	1.0 ~ 2.6mm / 0.04 ~ 0.10in	1.0 ~ 2.3mm / 0.04 ~ 0.09in
ASA-3000MA ASA-3000MSA	0.5 ~ 5.0	0.43 ~ 4.3	APS-301B AM-65	400-600 700-1000	1.0 ~ 2.6mm / 0.04 ~ 0.10in	1.0 ~ 2.3mm / 0.04 ~ 0.09in
ASA-4000M ASA-4000MS	1.0 ~ 6.0	0.87 ~ 5.2	APS-301B AM-65	400-600 700-1000	1.4 ~ 2.6mm / 0.06 ~ 0.10in	1.4 ~ 2.3mm / 0.06 ~ 0.09in
ASA-4000MA ASA-4000MSA	1.0 ~ 6.0	0.87 ~ 5.2	APS-301B AM-65	400-600 700-1000	1.4 ~ 2.6mm / 0.06 ~ 0.10in	1.4 ~ 2.3mm / 0.06 ~ 0.09in

適用電源控制器 Available controller

外觀 Outline	機種名 Model No.	工作電壓(AC) Operating vol.	輸出電壓(DC) Output vol.	體積(mm) Dimension	重量(g) Weight	可操作起子數 Drivable	安規認可 Approval by
	APS-201B	100 ~ 240V	9 ~ 19V 可調式 (Adjustable)	164X64X42	300	1 screwdriver	CB,CE, UL(CUL),CCC, ROHS,REACH
	APS-301B 軟式啟動 (Soft start)	100 ~ 240V	20 ~ 30V 可調式 (Adjustable)	164X64X42	300	1 screwdriver	CB,CE, UL(CUL),CCC, ROHS,REACH
	AM-55	100 ~ 240V	9 ~ 15V 可調式 (Adjustable)	172X84X61	450	1 screwdriver	CB,CE, UL(CUL),CCC, ROHS,REACH
	AM-65	100 ~ 240V	20 ~ 30V 可調式 (Adjustable)	172X84X61	450	1 screwdriver	CB,CE, UL(CUL),CCC, ROHS,REACH
	AP3 氣吸式 (For vacuum pick up type)	115V / 230V	24 ~ 30V 可調式 (Adjustable)	200X120X94	2998	1 screwdriver	—

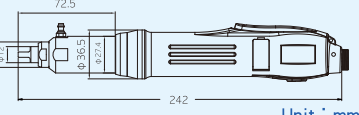
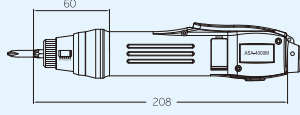
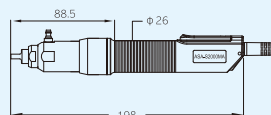
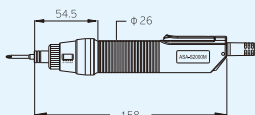
槓桿式尺寸圖 Dimension

ASA-S1000M, ASA-S2000M, ASA-S2500M

ASA-S1000MA, ASA-S2000MA, ASA-S2500MA

ASA-2000M, ASA-3000M, ASA-4000M

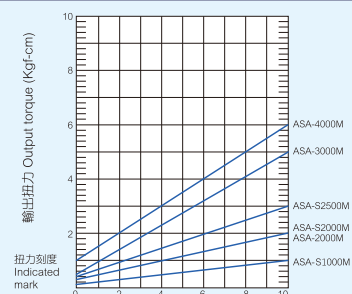
ASA-2000MA, ASA-3000MA, ASA-4000MA



Unit : mm

工作電壓 Power Source	30VDC 最大/MAX
扭力精度 Torque Accuracy	極精準 High precision
扭力調整 Torque Setting	無段式 Stepless
重量 Weight	迷你型 Mini type 187 / 290g, 標準型 Standard type 380 / 430g
長度 Length	迷你型 Mini type 158 / 198mm, 標準型 Standard type 208 / 242mm
握持直徑 Grip diameter	迷你型 Mini type 26mm, 標準型 Standard type 33.5mm
適用起子頭 (選購品) Available bit size (optional)	φ4, 6.35(1/4") 六角對邊 hex shank

輸出扭力曲線表 Torque Curve





# Swiss aviation grade motor , low inertia and low impact electric screwdriver

低壓直流馬達驅動型 (附電源控制器)

Low voltage DC motor driving (with controller)



可訂製ESD防靜電型

ESD type is available for ordering.



## 特點 Feature

- 瑞士原裝低慣量、低衝擊、低震動馬達
- 瑞士馬達可連續運轉2萬小時以上，搭配黃金開關壽命可達1000萬次
- 馬達效率高，用電量低減少起子發燙，工作時間長，可長期使用
- 無須更換碳刷，有效降低企業支出成本
- 無碳粉溢出之設計，適用於無塵室環境
- 生產線鎖付作業效率為市售一般起子的2倍以上
- Low inertia and low impact motor is made and imported from Switzerland.
- Swiss motor can operate continuously more than 20,000 hours and the screwdriver adopts 10um gold plating switch to arise the switch life up to 100 million times.
- High efficient motor it not only can reduce the power consumption but reduces the thermal reaction.
- No need to replace the carbon brush that it can reduce the maintenance cost.
- No any carbon particle flow out ,it is suitable for dustless environment operation.
- Efficiency of fastening operation in production line is double than other brand

## 槓桿式 Lever start type

機種名 Model No.	輸出扭力範圍 Torque range		適用電源控制器 Available controller	無載轉速(±10%) No Load Speed (rpm)	適用螺絲 Available screw	
	kgf-cm	lbf-in			機械牙徑 Machine screw $\phi$	自攻牙徑 Tapping screw $\phi$
ASA-5000M	2~12	1.7~10.4	APS-351B AM-45	1000-1500	2.0~3.0mm/0.08~0.12in	2.0~2.6mm/0.08~0.10in
ASA-5600M	4~18	3.5~15.6	APS-301B AM-65	500-700	2.6~4.0mm/0.10~0.16in	2.3~3.5mm/0.09~0.14in

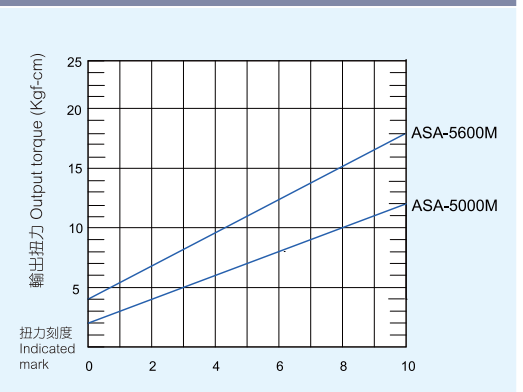
## 適用電源控制器 Available controller

外觀 Outline	機種名 Model No.	工作電壓(AC) Operating vol.	輸出電壓(DC) Output vol.	體積(mm) Dimension	重量(g) Weight	可操作起子數 Drivable	安規認可 Approval by
	APS-351B 軟式啟動 (Soft start)	100 ~ 240V	25 ~ 35V 可調式 (Adjustable)	164X64X42	300	1 screwdriver	CB,CE, UL(CUL),CCC, ROHS,REACH
	APS-301B 軟式啟動 (Soft start)	100 ~ 240V	20 ~ 30V 可調式 (Adjustable)	164X64X42	300	1 screwdriver	CB,CE, UL(CUL),CCC, ROHS,REACH
	AM-45	100 ~ 240V	25 ~ 35V 可調式 (Adjustable)	172X84X61	450	1 screwdriver	CB,CE, UL(CUL),CCC, ROHS,REACH
	AM-65	100 ~ 240V	20 ~ 30V 可調式 (Adjustable)	172X84X61	450	1 screwdriver	CB,CE, UL(CUL),CCC, ROHS,REACH

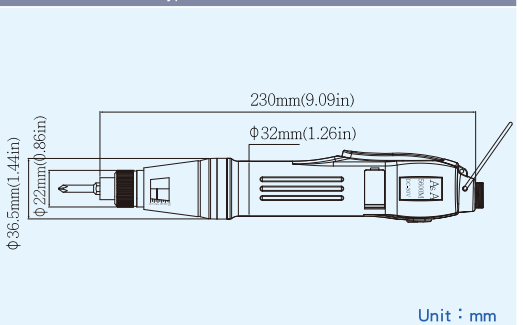
## 電動起子週邊設備 (選購品) Attachment of electric screwdriver (Optional)

外觀 Outline	名稱 Description	規格 Specification			
	彎90° 轉接頭 Right angle head	4A9128			
	扭力護套 Torque cover	6H1035			
	槍型握把 Pistol grip	4A9316			
	彈吊車 Balancer 本產品可適用於無塵室， 並通過SGS-10等級測試。 This product can be used in the clean room. It has passed SGS Clean room Class-10 test.	型號 Model	載重 Load		伸縮長 Extend L.
		SB-1.2	0.5-1.2	1.1-2.6	
		SB-2.3	1.0-2.0	2.2-4.4	
		SB-3.0	2.0-3.0	4.4-6.6	

## 輸出扭力曲線表 Torque Curve



## 槓桿式 Lever start type



工作電壓 Power Source	30VDC/35VDC
扭力精度 Torque Accuracy	±3%
扭力調整 Torque Setting	無段式
重量 Weight	450g/1lb
長度 Length	230mm/9in
握持直徑 Grip diameter	32mm/1.26in
適用起子頭 (選購品) Available bit size (optional)	5 $\emptyset$ , 6.35(1/4")六角對邊 hex shank

Unit : mm

# ASA® 好幫手全自動電動起子 / 防靜電型

## Full-auto shut off electric screwdrivers / ESD type



低壓直流馬達驅動型 (附電源控制器)  
Low voltage DC motor driving (with controller)



可訂製ESD防靜電型  
ESD type is available for ordering.



### 特點 Feature

- 符合創、遊、美、人、產品設計潮流，降低操作者的恐懼感。
- 符合女性握持之人因工學要求，提高操作舒適度，降低工作傷害。
- 區塊分離式設計，可做線上維修作業，減少停機待工時間。
- 符合EMC電磁相容標準設計。
- Design in creation, play, beauty, human conception to fit with world trend and be pleased to use.
- Design in ergonomics handle to reduce work fatigue and fit with feminine labor.
- Design in block assembly to easy maintains on line by user.
- Design in conformity EMC standards.

### 槓桿式 Lever start type · 快速式 High speed type (S)

機種名 Model No.	輸出扭力範圍 Torque range		適用電源控制器 Available controller	無載轉速(±10%) No Load Speed (rpm)		適用螺絲 Available screw	
	kgf-cm	lbf-in		機械牙徑 Machine screw φ	自攻牙徑 Tapping screw φ		
ASA-2000 ASA-2000S	0.3 ~ 2.0	0.26 ~ 1.7	APS-351B AM-45	450-700	700-1000	1.0 ~ 2.2mm / 0.04 ~ 0.09in	1.0 ~ 2.0mm / 0.04 ~ 0.08in
ASA-3000 ASA-3000S	0.5 ~ 5.0	0.43 ~ 4.3	APS-351B AM-45	450-700	700-1000	1.0 ~ 2.6mm / 0.04 ~ 0.10in	1.0 ~ 2.3mm / 0.04 ~ 0.09in
ASA-4000 ASA-4000S	1.0 ~ 6.0	0.87 ~ 5.2	APS-351B AM-45	450-700	700-1000	1.4 ~ 2.6mm / 0.06 ~ 0.10in	1.4 ~ 2.3mm / 0.06 ~ 0.09in
ASA-4500 ASA-4500S	1.5 ~ 10.0	1.30 ~ 8.7	APS-351B AM-45	450-700	700-1000	2.0 ~ 3.0mm / 0.08 ~ 0.12in	2.0 ~ 2.6mm / 0.08 ~ 0.10in

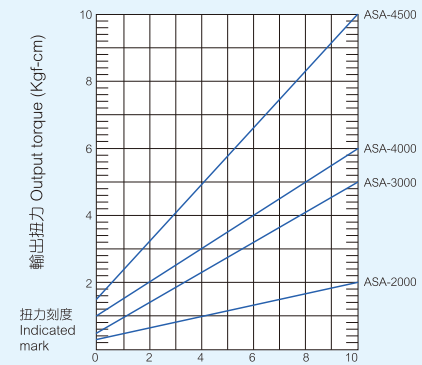
### 適用電源控制器 Available controller

外觀 Outline	機種名 Model No.	工作電壓(AC) Operating vol.	輸出電壓(DC) Output vol.	體積(mm) Dimension	重量(g) Weight	可操作起子數 Drivable	安規認可 Approval by
	APS-351B 軟式啟動 (Soft start)	100 ~ 240V	25 ~ 35V 可調式 (Adjustable)	164X64X42	300	1 screwdriver	CB,CE, UL(CUL),CCC, ROHS,REACH
	AM-45	100 ~ 240V	25 ~ 35V 可調式 (Adjustable)	172X84X61	450	1 screwdriver	CB,CE, UL(CUL),CCC, ROHS,REACH

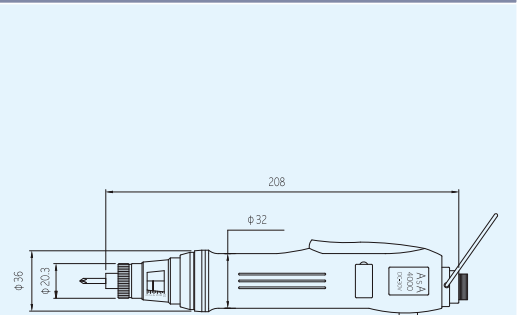
### 電動起子週邊設備 (選購品) Attachment of electric screwdriver (Optional)

外觀 Outline	名稱 Description	規格 Specification																				
	彎90°轉接頭 Right angle head	4A9121																				
	扭力護套 Torque cover	4H1089																				
	AT-1050 可調式螺絲整列機 Adjustable screw feeder	適用M1.0~M5.0mm螺絲 Available screw M1.0-M5.0mm																				
	多功能螺絲專利整理盒 Patented multifunction screw kit box	適用M1.0~M2.4mm螺絲 Available screw M1.0-M2.4mm																				
	彈吊車 Balancer 本產品可適用於無塵室，並通過SGS-10等級測試。 This product can be used in the clean room. It has passed SGS Clean room Class-10 test.	<table border="1"> <thead> <tr> <th>型號 Model</th> <th colspan="2">載重 Load</th> <th>伸縮長 Extend L.</th> </tr> <tr> <td></td> <th>kgs</th> <th>lbs</th> <td></td> </tr> </thead> <tbody> <tr> <td>SB-1.2</td> <td>0.5-1.2</td> <td>1.1-2.6</td> <td>1.6 m</td> </tr> <tr> <td>SB-2.0</td> <td>1.0-2.0</td> <td>2.2-4.4</td> <td>1.6 m</td> </tr> <tr> <td>SB-3.0</td> <td>2.0-3.0</td> <td>4.4-6.6</td> <td>1.6 m</td> </tr> </tbody> </table>	型號 Model	載重 Load		伸縮長 Extend L.		kgs	lbs		SB-1.2	0.5-1.2	1.1-2.6	1.6 m	SB-2.0	1.0-2.0	2.2-4.4	1.6 m	SB-3.0	2.0-3.0	4.4-6.6	1.6 m
型號 Model	載重 Load		伸縮長 Extend L.																			
	kgs	lbs																				
SB-1.2	0.5-1.2	1.1-2.6	1.6 m																			
SB-2.0	1.0-2.0	2.2-4.4	1.6 m																			
SB-3.0	2.0-3.0	4.4-6.6	1.6 m																			
	磁環 MAG-O-NETS	<table border="1"> <thead> <tr> <th>編號 Parts NO.</th> <th>內徑 ID</th> <th>外徑 OD</th> <th>厚度 Thick</th> </tr> </thead> <tbody> <tr> <td>AM 1/4</td> <td>7 mm</td> <td>17.5 mm</td> <td>10 mm</td> </tr> <tr> <td>AM 5</td> <td>5 mm</td> <td>17.5 mm</td> <td>10 mm</td> </tr> <tr> <td>AM 4</td> <td>4 mm</td> <td>17.5 mm</td> <td>10 mm</td> </tr> </tbody> </table>	編號 Parts NO.	內徑 ID	外徑 OD	厚度 Thick	AM 1/4	7 mm	17.5 mm	10 mm	AM 5	5 mm	17.5 mm	10 mm	AM 4	4 mm	17.5 mm	10 mm				
編號 Parts NO.	內徑 ID	外徑 OD	厚度 Thick																			
AM 1/4	7 mm	17.5 mm	10 mm																			
AM 5	5 mm	17.5 mm	10 mm																			
AM 4	4 mm	17.5 mm	10 mm																			

### 輸出扭力曲線表 Torque Curve



### 槓桿式 Lever start type



Unit : mm

# ASA 好幫手全自動電動起子 / 防靜電型

## Full-auto shut off electric screwdrivers / ESD type



低壓直流馬達驅動型 (附電源控制器)  
Low voltage DC motor driving (with controller)



可訂製ESD防靜電型  
ESD type is available for ordering.



### 特點 Feature

- 符合人因工學及蛋形防滑設計，外形輕便。
- 低噪音，高效率。
- 高精準，大範圍扭力輸出。
- 扭力到達，離合器自動準確跳脫。
- Ergonomics and anti-slip egg-shaped design ensures operator comfort.
- Low noise high efficiency.
- High accuracy and wide large torque range.
- Excellent torque control-Ensure accuracy in fastening with precision designed automatic shut-off clutch.

### 槓桿式 Lever start type · 下壓式 Push to start type (PS)

機種名 Model No.	輸出扭力範圍 Torque range		適用電源控制器 Available controller	無載轉速(±10%) No Load Speed (rpm)	適用螺絲 Available screw	
	kgf-cm	lbf-in			機械牙徑 Machine screw φ	自攻牙徑 Tapping screw φ
ASA-6000	1.5 ~ 12.0	1.30 ~ 10.4	APM-301C AM-85	650-1150	2.0 ~ 3.0mm / 0.08 ~ 0.12in	2.0 ~ 2.6mm / 0.08 ~ 0.10in
ASA-6000(PS)	1.5 ~ 12.0	1.30 ~ 10.4	APM-301C AM-85	600-1000	2.0 ~ 3.0mm / 0.08 ~ 0.12in	2.0 ~ 2.6mm / 0.08 ~ 0.10in
ASA-6500	4.0 ~ 20.0	3.5 ~ 17.4	APM-301C AM-85	550-850	2.6 ~ 4.0mm / 0.10 ~ 0.16in	2.3 ~ 3.5mm / 0.09 ~ 0.14in
ASA-6500(PS)	4.0 ~ 20.0	3.5 ~ 17.4	APM-301C AM-85	550-850	2.6 ~ 4.0mm / 0.10 ~ 0.16in	2.3 ~ 3.5mm / 0.09 ~ 0.14in
ASA-6800	5.0 ~ 25.0	4.3 ~ 21.7	APM-301C AM-85	450-700	3.0 ~ 5.0mm / 0.12 ~ 0.20in	2.6 ~ 4.0mm / 0.10 ~ 0.16in
ASA-6800(PS)	5.0 ~ 25.0	4.3 ~ 21.7	APM-301C AM-85	450-700	3.0 ~ 5.0mm / 0.12 ~ 0.20in	2.6 ~ 4.0mm / 0.10 ~ 0.16in

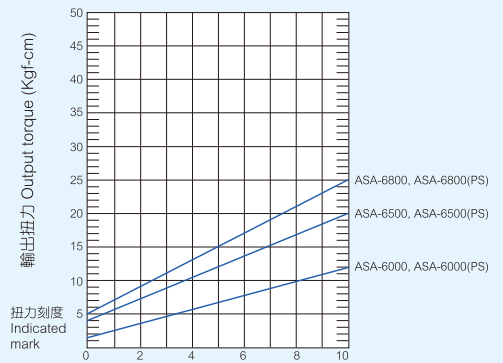
### 適用電源控制器 Available controller

外觀 Outline	機種名 Model No.	工作電壓(AC) Operating vol.	輸出電壓(DC) Output vol.	體積(mm) Dimension	重量(g) Weight	可操作起子數 Drivable	安規認可 Approval by
	APM-301C	100 ~ 240V	20 ~ 30V 可調式 (Adjustable)	172X84X46	380	1 screwdriver	CB,CE, UL(CUL),CCC, ROHS,REACH
	AM-85	100 ~ 240V	20 ~ 30V 可調式 (Adjustable)	172X84X61	450	1 screwdriver	CB,CE, UL(CUL),CCC, ROHS,REACH

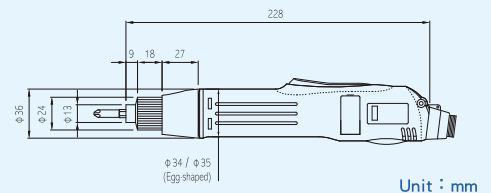
### 電動起子週邊設備 (選購品) Attachment of electric screwdriver (Optional)

外觀 Outline	名稱 Description	規格 Specification																				
	彎90°轉接頭 Right angle head	4A9123 (槓桿式系列適用 lever start type series available)																				
	扭力護套 Torque cover	4H2053 (槓桿式系列適用 lever start series available) 6H1047 (下壓式系列適用 Push to start series available)																				
	AT-1050 可調式螺絲整列機 AT-1050 Adjustable screw feeder	適用M1.0~M5.0mm螺絲 Available screw M1.0-M5.0mm																				
	彈吊車 Balancer 本產品可適用於無塵室， 並通過SGS-10等級測試。 This product can be used in the clean room. It has passed SGS Clean room Class-10 test.	<table border="1"> <thead> <tr> <th>型號 Model</th> <th colspan="2">載重 Load</th> <th>伸縮長 Extend L.</th> </tr> <tr> <td></td> <th>kgs</th> <th>lbs</th> <td></td> </tr> </thead> <tbody> <tr> <td>SB-1.2</td> <td>0.5-1.2</td> <td>1.1-2.6</td> <td>1.6 m</td> </tr> <tr> <td>SB-2.0</td> <td>1.0-2.0</td> <td>2.2-4.4</td> <td>1.6 m</td> </tr> <tr> <td>SB-3.0</td> <td>2.0-3.0</td> <td>4.4-6.6</td> <td>1.6 m</td> </tr> </tbody> </table>	型號 Model	載重 Load		伸縮長 Extend L.		kgs	lbs		SB-1.2	0.5-1.2	1.1-2.6	1.6 m	SB-2.0	1.0-2.0	2.2-4.4	1.6 m	SB-3.0	2.0-3.0	4.4-6.6	1.6 m
型號 Model	載重 Load		伸縮長 Extend L.																			
	kgs	lbs																				
SB-1.2	0.5-1.2	1.1-2.6	1.6 m																			
SB-2.0	1.0-2.0	2.2-4.4	1.6 m																			
SB-3.0	2.0-3.0	4.4-6.6	1.6 m																			
	磁環 MAG-O-NETS	<table border="1"> <thead> <tr> <th>編號 Parts NO.</th> <th>內徑 ID</th> <th>外徑 OD</th> <th>厚度 Thick</th> </tr> </thead> <tbody> <tr> <td>AM 1/4</td> <td>7 mm</td> <td>17.5 mm</td> <td>10 mm</td> </tr> <tr> <td>AM 5</td> <td>5 mm</td> <td>17.5 mm</td> <td>10 mm</td> </tr> <tr> <td>AM 4</td> <td>4 mm</td> <td>17.5 mm</td> <td>10 mm</td> </tr> </tbody> </table>	編號 Parts NO.	內徑 ID	外徑 OD	厚度 Thick	AM 1/4	7 mm	17.5 mm	10 mm	AM 5	5 mm	17.5 mm	10 mm	AM 4	4 mm	17.5 mm	10 mm				
編號 Parts NO.	內徑 ID	外徑 OD	厚度 Thick																			
AM 1/4	7 mm	17.5 mm	10 mm																			
AM 5	5 mm	17.5 mm	10 mm																			
AM 4	4 mm	17.5 mm	10 mm																			

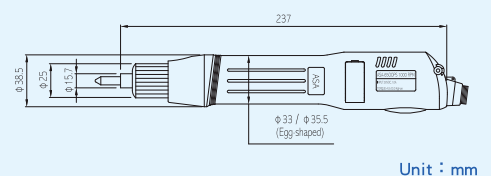
### 輸出扭力曲線表 Torque Curve



### 槓桿式 Lever start type



### 下壓式 Push to start type (PS)



工作電壓 Power Source	30VDC
扭力精度 Torque Accuracy	極精準(±3%) High precision(±3%)
扭力調整 Torque Setting	無段式 Stepless
重量 Weight	490g / 1.1lb      535g / 1.18lb(PS)
長度 Length	228mm / 9.0in      237mm / 9.3in(PS)
握持直徑 Grip diameter	34mm / 1.34in      33mm / 1.3in(PS)
適用起子頭 (選購品) Available bit size (optional)	φ5, 6.35(1/4") 六角對邊 hex shank

# ASA 好幫手全自動電動起子 / 防靜電型

## Full-auto shut off electric screwdrivers / ESD type



低壓直流馬達驅動型 (附電源控制器)  
Low voltage DC motor driving (with controller)



可訂製ESD防靜電型  
ESD type is available for ordering.



### 特點 Feature

- 高精準，廣範圍大扭力輸出。
- 低壓直流馬達驅動，安全又舒適。
- 外部碳刷，更換容易。
- 區塊分離式設計，可做線上維修作業，減少停機待工時間。
- 符合EMC電磁相容標準設計。
- High accuracy and wide large torque range.
- Low DC voltage motor enable safe and smooth operation.
- Easy carbon brush replacement.
- Design in block assembly to easy maintains on line by user.
- Design in conformity EMC standards.

### 槓桿式 Lever start type · 下壓式 Push to start type (PS)

機種名 Model No.	輸出扭力範圍 Torque range		適用電源控制器 Available controller	無載轉速(±10%) No Load Speed (rpm)	適用螺絲 Available screw	
	kgf-cm	lbf-in			機械牙徑 Machine screw $\phi$	自攻牙徑 Tapping screw $\phi$
ASA-7000	7.0 ~ 20.0	6.1 ~ 17.4	APM-301B AM-65	400-700	3.0 ~ 4.0mm / 0.12 ~ 0.16in	2.6 ~ 3.5mm / 0.10 ~ 0.14in
ASA-7000(PS)	7.0 ~ 20.0	6.1 ~ 17.4	APM-301B AM-65	400-700	3.0 ~ 4.0mm / 0.12 ~ 0.16in	2.6 ~ 3.5mm / 0.10 ~ 0.14in
ASA-7500	7.0 ~ 30.0	6.1 ~ 26.0	APM-301C AM-85	500-1000	3.0 ~ 5.0mm / 0.12 ~ 0.20in	2.6 ~ 4.0mm / 0.10 ~ 0.16in
ASA-7500(PS)	7.0 ~ 30.0	6.1 ~ 26.0	APM-301C AM-85	500-1000	3.0 ~ 5.0mm / 0.12 ~ 0.20in	2.6 ~ 4.0mm / 0.10 ~ 0.16in
ASA-8000	12.0 ~ 30.0	10.4 ~ 26.0	APM-301B AM-65	350-550	3.5 ~ 5.0mm / 0.14 ~ 0.20in	3.0 ~ 4.0mm / 0.12 ~ 0.16in
ASA-8000(PS)	12.0 ~ 30.0	10.4 ~ 26.0	APM-301B AM-65	350-550	3.5 ~ 5.0mm / 0.14 ~ 0.20in	3.0 ~ 4.0mm / 0.12 ~ 0.16in
ASA-8500	12.0 ~ 40.0	10.4 ~ 34.7	APT-70S	700	3.5 ~ 5.5mm / 0.14 ~ 0.22in	3.0 ~ 4.5mm / 0.12 ~ 0.18in
ASA-8500(PS)	12.0 ~ 40.0	10.4 ~ 34.7	APT-70S	700	3.5 ~ 5.5mm / 0.14 ~ 0.22in	3.0 ~ 4.5mm / 0.12 ~ 0.18in
ASA-9000	20.0 ~ 50.0	17.3 ~ 43.4	APT-70S	650	4.0 ~ 6.0mm / 0.16 ~ 0.24in	3.5 ~ 5.0mm / 0.14 ~ 0.20in
ASA-9000(PS)	20.0 ~ 50.0	17.3 ~ 43.4	APT-70S	650	4.0 ~ 6.0mm / 0.16 ~ 0.24in	3.5 ~ 5.0mm / 0.14 ~ 0.20in

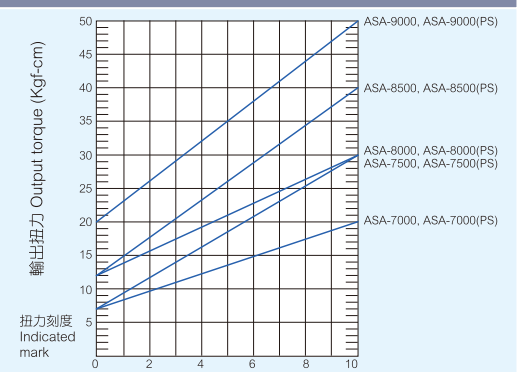
### 適用電源控制器 Available controller

外觀 Outline	機種名 Model No.	工作電壓(AC) Operating vol.	輸出電壓(DC) Output vol.	體積(mm) Dimension	重量(g) Weight	可操作起子數 Drivable	安規認可 Approval by
	APM-301B	100 ~ 240V	20 ~ 30V 可調式 (Adjustable)	172X84X46	380	1 screwdriver	CB,CE, UL(CUL),CCC, ROHS,REACH
	APM-301C	100 ~ 240V	20 ~ 30V 可調式 (Adjustable)	172X84X46	380	1 screwdriver	CB,CE, UL(CUL),CCC, ROHS,REACH
	AM-65	100 ~ 240V	20 ~ 30V 可調式 (Adjustable)	172X84X61	450	1 screwdriver	CB,CE, UL(CUL),CCC, ROHS,REACH
	AM-85	100 ~ 240V	20 ~ 30V 可調式 (Adjustable)	172X84X61	450	1 screwdriver	CB,CE, UL(CUL),CCC, ROHS,REACH
	APT-70S	115V 230V	30V	220X118X96	3700	1 screwdriver	—

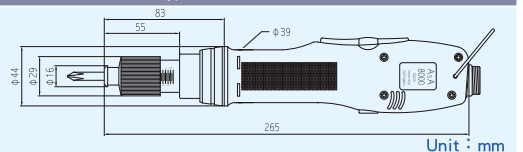
### 電動起子週邊設備 (選購品) Attachment of electric screwdriver (Optional)

外觀 Outline	名稱 Description	規格 Specification																				
	彎90°轉接頭 Right angle head	4A9122 (槓桿式系列適用 lever start type series available)																				
	扭力護套 Torque cover	4H2052 4H2055 (ASA-8500PS / 9000PS)																				
	槍型握把 Gun type-grip	4A9311																				
	彈吊車 Balancer 本產品可適用於無塵室，並通過SGS-10等級測試。 This product can be used in the clean room. It has passed SGS Clean room Class-10 test.	<table border="1"> <thead> <tr> <th>型號 Model</th> <th colspan="2">載重 Load</th> <th>伸縮長 Extend L.</th> </tr> <tr> <th></th> <th>kgs</th> <th>lbs</th> <th></th> </tr> </thead> <tbody> <tr> <td>SB-1.2</td> <td>0.5-1.2</td> <td>1.1-2.6</td> <td>1.6 m</td> </tr> <tr> <td>SB-2.0</td> <td>1.0-2.0</td> <td>2.2-4.4</td> <td>1.6 m</td> </tr> <tr> <td>SB-3.0</td> <td>2.0-3.0</td> <td>4.4-6.6</td> <td>1.6 m</td> </tr> </tbody> </table>	型號 Model	載重 Load		伸縮長 Extend L.		kgs	lbs		SB-1.2	0.5-1.2	1.1-2.6	1.6 m	SB-2.0	1.0-2.0	2.2-4.4	1.6 m	SB-3.0	2.0-3.0	4.4-6.6	1.6 m
型號 Model	載重 Load		伸縮長 Extend L.																			
	kgs	lbs																				
SB-1.2	0.5-1.2	1.1-2.6	1.6 m																			
SB-2.0	1.0-2.0	2.2-4.4	1.6 m																			
SB-3.0	2.0-3.0	4.4-6.6	1.6 m																			

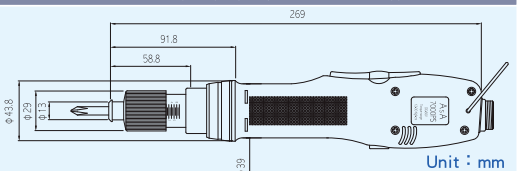
### 輸出扭力曲線表 Torque Curve



### 槓桿式 Lever start type



### 下壓式 Push to start type (PS) (ASA-8500PS only)



# ASA 好幫手半自動電動起子

## Semi-auto shut off electric screwdrivers



低壓直流馬達驅動型 (附電源控制器)  
Low voltage DC motor driving (with controller)



### 特點 Feature

- 直插方便性**  
全機採用30V直流電壓工作  
集合高壓方便性及低壓穩定性雙重優點
- 高頻穩壓性**  
電動起子與變頻穩壓器結合一體  
高壓起子裝配低壓馬達性能穩定
- 渦輪散熱性**  
第二代渦輪耐用性散熱設計  
散熱效果更明顯可應付長時間鎖付
- 多機種選擇**  
全自動和半自動同時滿足變頻要求  
全自動採用無逆向電壓磁鎖制車裝置
- Convenience in direct plug-in**  
All models are working at low DC voltage (30VDC).  
Combine dual merits of the high voltage convenience and the low voltage stability.
- High frequency converted to be stable voltage**  
Combine the electric screwdriver and converter together.  
The function is more stable in the high voltage electric screwdriver with low voltage motor driving.
- Turbine heat dissipation**  
Second generation durable turbine heat dissipation designed.  
The heat dissipation apparently can deal with long time use.
- Multi-model can choose**  
The converter device can satisfy the request of full-auto and semi-auto shut off electric screwdrivers.  
Full-auto type use the magnet shut off device design non-reverse voltage defect.

### 槓桿式 Lever start type

機種名 Model No.	輸出扭力範圍 Torque range		適用電源控制器 Available controller	無載轉速(±10%) No Load Speed (rpm)	適用螺絲 Available screw	
	kgf-cm	lbf-in			機械牙徑 Machine screw $\phi$	自攻牙徑 Tapping screw $\phi$
AS-4636	2.0~16	1.7~13.9	APS-331A	700-1000	2.2~4.2mm/0.09~0.17in	2.0~3.2mm/0.08~0.13in
AS-6636	5.0~25	4.3~21.7	APS-331A	600-800	3.0~5.0mm/0.12~0.20in	2.6~4.0mm/0.10~0.16in

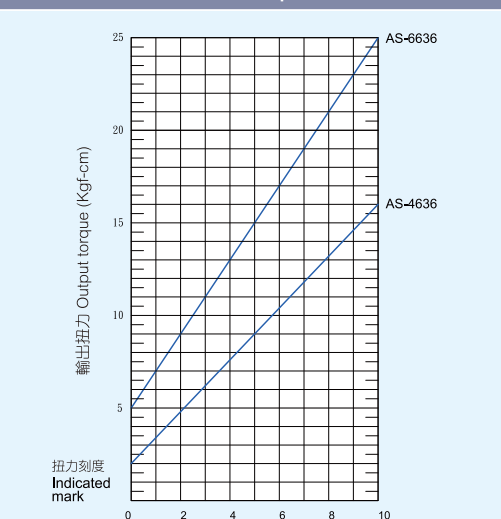
### 適用電源控制器 Available controller

外觀 Outline	機種名 Model No.	工作電壓(AC) Operating vol.	輸出電壓(DC) Output vol.	體積(mm) Dimension	重量(g) Weight	可操作起子數 Drivable	安規認可 Approval by
	APS-331A	100-240V	20-33V 可調式 (Adjustable)	164X64X42	300	1 screwdriver	CB,CE, UL(CUL),CCC, ROHS,REACH

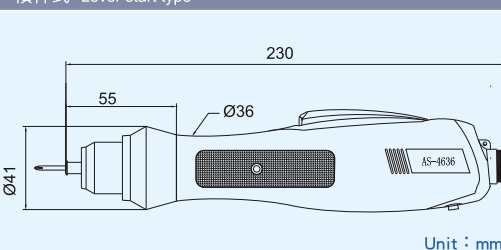
### 電動起子週邊設備 (選購品) Attachment of electric screwdriver (Optional)

外觀 Outline	名稱 Description	規格 Specification	規格			
			型號 Model	載重 Load		伸縮長 Extend L.
	AT-1050 可調式螺絲整列機 Adjustable screw feeder	適用M1.0~M5.0mm螺絲 Available screw M1.0-M5.0mm		kgs	lbs	
	多功能螺絲專利整理盒 Patented multifunction screw kit box	適用M1.0~M2.4mm螺絲 Available screw M1.0-M2.4mm				
	彈吊車 Balancer 本產品可適用於無塵室，並通過SGS-10等級測試。 This product can be used in the clean room. It has passed SGS Clean room Class-10 test.		SB-1.2	0.5-1.2	1.1-2.6	1.6 m
			SB-2.0	1.0-2.0	2.2-4.4	1.6 m
			SB-3.0	2.0-3.0	4.4-6.6	1.6 m
	磁環 MAG-O-NETS		編號 Parts NO.	內徑 ID	外徑 OD	厚度 Thick
			AM 1/4	7 mm	17.5 mm	10 mm
			AM 5	5 mm	17.5 mm	10 mm
			AM 4	4 mm	17.5 mm	10 mm

### 輸出扭力曲線表 Torque Curve



### 槓桿式 Lever start type



工作電壓 Power Source	20-30VDC
扭力精度 Torque Accuracy	極精準 High precision
扭力調整 Torque Setting	無段式 Stepless
重量 Weight	560g/1.23lb
長度 Length	230mm/9.0in
握持直徑 Grip diameter	36mm/1.4in
適用起子頭(選購品) Available bit size (optional)	Ø5/5.0mm 六角對邊 hex shank 6.35(1/4") 六角對邊 hex shank

Unit : mm

# ASA® 好幫手全自動碟煞式電動起子

## Full-auto disk-brake shut off electric screwdrivers



高壓直流馬達驅動型 (直接插入市電)  
High voltage DC motor driving (controllerless)



可訂製ESD防靜電型  
ESD type is available for ordering.



### 特點 Feature

- 符合人因工學及蛋形防滑設計，外形輕便。
- 碳刷耗量自動警示照明設計。
- 世界專利碟刹式剎車設計，可降低因剎車帶來火花產生高溫及破壞電子零件的維修費用。
- 直接插入市電即可操作。
- Ergonomics and anti-slip egg-shaped design ensures operator comfort.
- Light warns when carbon brush needs replacement.
- Internationally patented disk brake design to prevent the sparks caused by the motor abruptly stop with reverse voltage that it will damage electronic components and led to high repair costs.
- Direct plug-in type.

### 下壓式 Push to start type (PS) · 快速式 High speed type (S)

機種名 Model No.	輸出扭力範圍 Torque range		無載轉速(±10%) No Load Speed (rpm)		適用螺絲 Available screw	
	kgf-cm	lbf-in	Lo	Hi	機械牙徑 Machine screw $\phi$	自攻牙徑 Tapping screw $\phi$
ASC-3681	2.2 ~ 12.0	1.9 ~ 10.4	950		2.0 ~ 3.0mm / 0.08 ~ 0.12in	2.0 ~ 2.6mm / 0.08 ~ 0.10in
ASC-3682	2.2 ~ 12.0	1.9 ~ 10.4	950		2.0 ~ 3.0mm / 0.08 ~ 0.12in	2.0 ~ 2.6mm / 0.08 ~ 0.10in
ASC-5681	4.0 ~ 18.0	3.5 ~ 15.6	1000		2.6 ~ 4.0mm / 0.10 ~ 0.16in	2.3 ~ 3.5mm / 0.09 ~ 0.14in
ASC-5682	4.0 ~ 18.0	3.5 ~ 15.6	1000		2.6 ~ 4.0mm / 0.10 ~ 0.16in	2.3 ~ 3.5mm / 0.09 ~ 0.14in
ASC-6681	8.0 ~ 25.0	6.9 ~ 21.7	650	850	3.0 ~ 4.5mm / 0.12 ~ 0.18in	2.6 ~ 4.0mm / 0.10 ~ 0.16in
ASC-6682	8.0 ~ 25.0	6.9 ~ 21.7	650	850	3.0 ~ 4.5mm / 0.12 ~ 0.18in	2.6 ~ 4.0mm / 0.10 ~ 0.16in

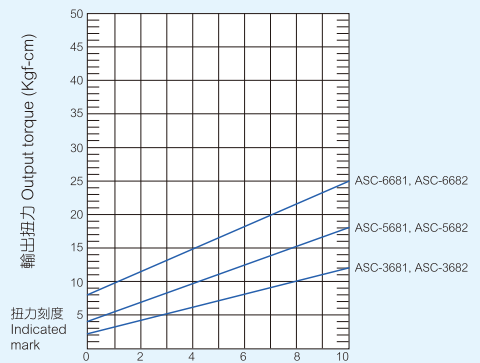
\* 備註：機種名最後一碼 (1)表115VAC (2)表230VAC  
Remark: Last No. of model name denotes VAC "1"=115VAC, "2"=230VAC

### 電動起子週邊設備 (選購品) Attachment of electric screwdriver (Optional)

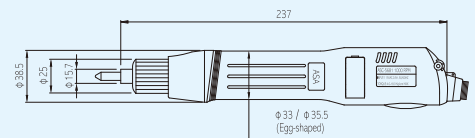
外觀 Outline	名稱 Description	規格 Specification			
	扭力護套 Torque cover	6H1047			
	彈吊車 Balancer 本產品可適用於無塵室，並通過SGS-10等級測試。 This product can be used in the clean room. It has passed SGS Clean room Class-10 test.	型號 Model	載重 Load		伸縮長 Extend L.
			kgs	lbs	
		SB-1.2	0.5-1.2	1.1-2.6	1.6 m
		SB-2.0	1.0-2.0	2.2-4.4	1.6 m
		SB-3.0	2.0-3.0	4.4-6.6	1.6 m
	磁環 MAG-O-NETS	編號 Parts NO.	內徑 ID	外徑 OD	厚度 Thick
		AM 1/4	7 mm	17.5 mm	10 mm
		AM 5	5 mm	17.5 mm	10 mm
		AM 4	4 mm	17.5 mm	10 mm

工作電壓 Power Source	115 or 230VAC
扭力精度 Torque Accuracy	極精準(±3%) High precision(±3%)
扭力調整 Torque Setting	無段式 Stepless
重量 Weight	535g / 1.18lb
長度 Length	237mm / 9.3in
握持直徑 Grip diameter	33mm / 1.3in
適用起子頭 (選購品) Available bit size (optional)	$\phi$ 5, 5.0mm 六角對邊 hex shank 6.35(1/4") 六角對邊 hex shank

### 輸出扭力曲線表 Torque Curve



### 下壓式 Push to start type (PS)



Unit : mm

# ASA 好幫手全自動碟煞式電動起子

## Full-auto disk-brake shut off electric screwdrivers



高壓直流馬達驅動型（直接插入市電）  
High voltage DC motor driving (controllerless)

### 特點 Feature

- 高精準及超大扭力範圍輸出。
- 世界專利碟刹式剎車設計，可降低因剎車帶來火花產生高溫及破壞電子零件的維修費用。
- 直接插入市電即可操作。
- High accuracy and wide large torque range.
- Internationally patented disk brake design to prevent the sparks caused by the motor abruptly stop with reverse voltage that it will damage electronic components and led to high repair costs.
- Direct plug-in type.

### 下壓式 Push to start type (PS)

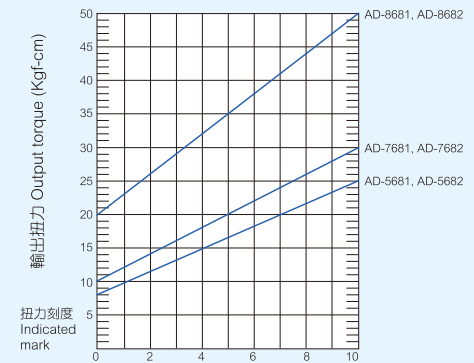
機種名 Model No.	輸出扭力範圍 Torque range		無載轉速(±10%) No Load Speed (rpm)		適用螺絲 Available screw		
	kgf-cm	lbf-in	Lo	Hi	機械牙徑 Machine screw $\phi$	自攻牙徑 Tapping screw $\phi$	
AD-5681	AD-5681S	8.0 ~ 25.0	6.9 ~ 21.7	750	1000	3.0 ~ 4.5mm / 0.12 ~ 0.18in	3.0 ~ 4.0mm / 0.12 ~ 0.16in
AD-5682	AD-5682S	8.0 ~ 25.0	6.9 ~ 21.7	750	1000	3.0 ~ 4.5mm / 0.12 ~ 0.18in	3.0 ~ 4.0mm / 0.12 ~ 0.16in
AD-7681	AD-7681S	10.0 ~ 30.0	8.7 ~ 26.0	750	1000	3.0 ~ 5.0mm / 0.12 ~ 0.20in	2.6 ~ 4.0mm / 0.10 ~ 0.16in
AD-7682	AD-7682S	10.0 ~ 30.0	8.7 ~ 26.0	750	1000	3.0 ~ 5.0mm / 0.12 ~ 0.20in	2.6 ~ 4.0mm / 0.10 ~ 0.16in
AD-8681	AD-8681S	20.0 ~ 50.0	17.3 ~ 43.4	500	750	4.0 ~ 6.0mm / 0.16 ~ 0.24in	3.5 ~ 5.0mm / 0.14 ~ 0.20in
AD-8682	AD-8682S	20.0 ~ 50.0	17.3 ~ 43.4	500	750	4.0 ~ 6.0mm / 0.16 ~ 0.24in	3.5 ~ 5.0mm / 0.14 ~ 0.20in

\* 備註：機種名最後一碼 (1)表115VAC (2)表230VAC  
Remark: Last No. of model name denotes VAC "1"=115VAC, "2"=230VAC

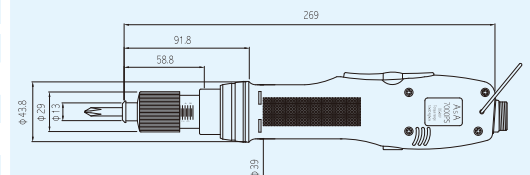
### 電動起子週邊設備 (選購品) Attachment of electric screwdriver (Optional)

外觀 Outline	名稱 Description	規格 Specification																				
	扭力護套 Torque cover	4H2055																				
	槍型握把 Gun type-grip	4A9311																				
	彈吊車 Balancer 本產品可適用於無塵室，並通過SGS-10等級測試。 This product can be used in the clean room. It has passed SGS Clean room Class-10 test.	<table border="1"> <thead> <tr> <th>型號 Model</th> <th colspan="2">載重 Load</th> <th>伸縮長 Extend L.</th> </tr> <tr> <td></td> <th>kgs</th> <th>lbs</th> <td></td> </tr> </thead> <tbody> <tr> <td>SB-1.2</td> <td>0.5-1.2</td> <td>1.1-2.6</td> <td>1.6 m</td> </tr> <tr> <td>SB-2.0</td> <td>1.0-2.0</td> <td>2.2-4.4</td> <td>1.6 m</td> </tr> <tr> <td>SB-3.0</td> <td>2.0-3.0</td> <td>4.4-6.6</td> <td>1.6 m</td> </tr> </tbody> </table>	型號 Model	載重 Load		伸縮長 Extend L.		kgs	lbs		SB-1.2	0.5-1.2	1.1-2.6	1.6 m	SB-2.0	1.0-2.0	2.2-4.4	1.6 m	SB-3.0	2.0-3.0	4.4-6.6	1.6 m
		型號 Model	載重 Load		伸縮長 Extend L.																	
			kgs	lbs																		
SB-1.2	0.5-1.2	1.1-2.6	1.6 m																			
SB-2.0	1.0-2.0	2.2-4.4	1.6 m																			
SB-3.0	2.0-3.0	4.4-6.6	1.6 m																			
	磁環 MAG-O-NETS	<table border="1"> <thead> <tr> <th>編號 Parts NO.</th> <th>內徑 ID</th> <th>外徑 OD</th> <th>厚度 Thick</th> </tr> </thead> <tbody> <tr> <td>AM 1/4</td> <td>7 mm</td> <td>17.5 mm</td> <td>10 mm</td> </tr> <tr> <td>AM 5</td> <td>5 mm</td> <td>17.5 mm</td> <td>10 mm</td> </tr> <tr> <td>AM 4</td> <td>4 mm</td> <td>17.5 mm</td> <td>10 mm</td> </tr> </tbody> </table>	編號 Parts NO.	內徑 ID	外徑 OD	厚度 Thick	AM 1/4	7 mm	17.5 mm	10 mm	AM 5	5 mm	17.5 mm	10 mm	AM 4	4 mm	17.5 mm	10 mm				
		編號 Parts NO.	內徑 ID	外徑 OD	厚度 Thick																	
		AM 1/4	7 mm	17.5 mm	10 mm																	
AM 5	5 mm	17.5 mm	10 mm																			
AM 4	4 mm	17.5 mm	10 mm																			

### 輸出扭力曲線表 Torque Curve



### 下壓式 Push to start type (PS)



Unit : mm

工作電壓 Power Source	115 or 230VAC
扭力精度 Torque Accuracy	極精準(±3%) High precision(±3%)
扭力調整 Torque Setting	無段式 Stepless
重量 Weight	740g / 1.6lb
長度 Length	269mm / 10.6in
握持直徑 Grip diameter	39mm / 1.54in
適用起子頭 (選購品)	$\phi$ 5, 5.0mm 六角對邊 hex shank
Available bit size (optional)	6.35(1/4") 六角對邊 hex shank

# ASA 好幫手半自動電動起子

## Semi-auto shut off electric screwdrivers



高壓直流馬達驅動型 (直接插入市電)  
High voltage DC motor driving (controllerless)



### 特點 Feature

- 符合人因工學及蛋形防滑設計，外形輕便。
- 碳刷耗量自動警示照明設計。
- 低價格，大範圍扭力輸出。
- 直接插入市電即可操作。
- Ergonomics and anti-slip egg-shaped design ensures operator comfort.
- Light warns when carbon brush needs replacement.
- Low cost and large torque range.
- Direct plug-in type.

### 槓桿式 Lever start type

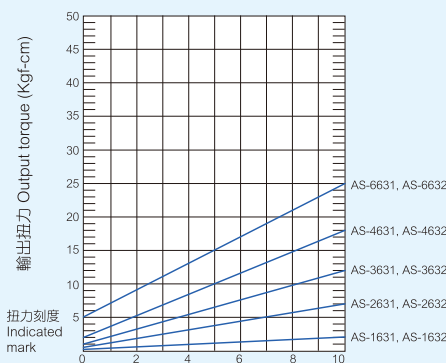
機種名 Model No.	輸出扭力範圍 Torque range		無載轉速(±10%) No Load Speed (rpm)	適用螺絲 Available screw	
	kgf-cm	lbf-in		機械牙徑 Machine screw $\phi$	自攻牙徑 Tapping screw $\phi$
AS-1631	0.2 ~ 2.0	0.17 ~ 1.7	1000	1.0 ~ 2.0mm / 0.04 ~ 0.08in	1.0 ~ 1.7mm / 0.04 ~ 0.07in
AS-1632	0.2 ~ 2.0	0.17 ~ 1.7	1000	1.0 ~ 2.0mm / 0.04 ~ 0.08in	1.0 ~ 1.7mm / 0.04 ~ 0.07in
AS-2631	0.5 ~ 7.0	0.43 ~ 6.1	1000	1.0 ~ 2.6mm / 0.04 ~ 0.10in	1.0 ~ 2.3mm / 0.04 ~ 0.09in
AS-2632	0.5 ~ 7.0	0.43 ~ 6.1	1000	1.0 ~ 2.6mm / 0.04 ~ 0.10in	1.0 ~ 2.3mm / 0.04 ~ 0.09in
AS-3631	1.0 ~ 12.0	0.9 ~ 10.4	1000	1.4 ~ 3.0mm / 0.06 ~ 0.12in	1.4 ~ 2.6mm / 0.06 ~ 0.10in
AS-3632	1.0 ~ 12.0	0.9 ~ 10.4	1000	1.4 ~ 3.0mm / 0.06 ~ 0.12in	1.4 ~ 2.6mm / 0.06 ~ 0.10in
AS-4631	2.0 ~ 18.0	1.7 ~ 15.6	1000	2.0 ~ 4.0mm / 0.08 ~ 0.16in	2.0 ~ 3.0mm / 0.08 ~ 0.12in
AS-4632	2.0 ~ 18.0	1.7 ~ 15.6	1000	2.0 ~ 4.0mm / 0.08 ~ 0.16in	2.0 ~ 3.0mm / 0.08 ~ 0.12in
AS-6631	5.0 ~ 25.0	4.3 ~ 21.7	1000	2.6 ~ 5.0mm / 0.10 ~ 0.20in	2.3 ~ 4.0mm / 0.09 ~ 0.16in
AS-6632	5.0 ~ 25.0	4.3 ~ 21.7	1000	2.6 ~ 5.0mm / 0.10 ~ 0.20in	2.3 ~ 4.0mm / 0.09 ~ 0.16in

\* 備註：機種名最後一碼 (1)表115VAC (2)表230VAC  
Remark: Last No. of model name denotes VAC "1"=115VAC, "2"=230VAC

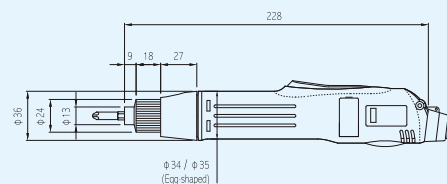
### 電動起子週邊設備 (選購品) Attachment of electric screwdriver (Optional)

外觀 Outline	名稱 Description	規格 Specification				
	AT-1050 可調式螺絲整列機 Adjustable screw feeder	適用M1.0~M5.0mm螺絲 Available screw M1.0-M5.0mm				
	多功能螺絲專利整理盒 Patented multifunction screw kit box	適用M1.0~M2.4mm螺絲 Available screw M1.0-M2.4mm				
	彈吊車 Balancer 本產品可適用於無塵室，並通過SGS-10等級測試。 This product can be used in the clean room. It has passed SGS Clean room Class-10 test.	型號 Model	載重 Load		伸縮長 Extend L.	
			kgs	lbs		
		SB-1.2	0.5-1.2	1.1-2.6		1.6 m
		SB-2.0	1.0-2.0	2.2-4.4		1.6 m
	SB-3.0	2.0-3.0	4.4-6.6	1.6 m		
	磁環 MAG-O-NETS	編號 Parts NO.	內徑 ID	外徑 OD	厚度 Thick	
		AM 1/4	7 mm	17.5 mm	10 mm	
		AM 5	5 mm	17.5 mm	10 mm	
		AM 4	4 mm	17.5 mm	10 mm	

### 輸出扭力曲線表 Torque Curve



### 槓桿式 Lever start type



Unit : mm



# ASA 好幫手 T 系列全自動氣動起子外觀功能特性圖

## Appearance of ASA T series full-auto shut off pneumatic screwdrivers

ASA向來致力於電動、氣動工具的設計製造，以操作者的角度規劃產品，以經營者的立場考慮工具應有的效率，更以精確、環保、科技、品質作為規範。基於這些理念與目標，我們製作出的產品擁有多項專利，並榮獲多項大獎。優良的電動、氣動式工具，除了能提昇工作效率，更能提高工作品質。

### ASA氣動式工具擁有四大特色：

- 精準：**ASA提供專利離合器，扭力重覆精度 $\pm 3\%$ ，提供您裝配最佳品質保證。
- 經濟：**馬達葉片及內部結構獲得多項專利，造就超大扭力範圍，馬達壽命更長，一支可抵多支使用的效益。
- 美觀：**秉持人本為出發點，結合美術、人因工學及機械工程所設計而成，外觀專業並具美感。
- 科技：**特殊機械結構及專利特殊馬達設計，達到低噪音、低震動、高精確度的境界。

ASA is engaging the design and manufacture of electric and pneumatic screwdrivers. From the use's point of view to plan the product map. From the owner's point of view to calculate the efficiency of tool. Furthermore, base on accuracy, environment, technology and quality, ASA owns several patents and awards. An excellent pneumatic screwdriver tool can increase not only efficiency but the quality.

### ASA Pneumatic screwdriver has following four features:

- Accuracy:** ASA provide patent clutch with  $\pm 3\%$  accuracy of torque, assure the best quality.
- Economic:** Wide-ranging torque with many patent and longer life cycle of motor.
- Delicacy:** Combination of art, ergonomics and mechanical design.
- Technology:** Special mechanical structure and patent motor give you low noise, low vibration and high accuracy.



**管理：**  
獨特的色彩區分管理，利用簡單的顏色，可分辨不同扭力大小，做好有效的扭力品質管理，適用於所有T系列工具。

**Administration：**  
Unique color torque system, user can distinguish the torque at a glance of color. All the T-series is applied.

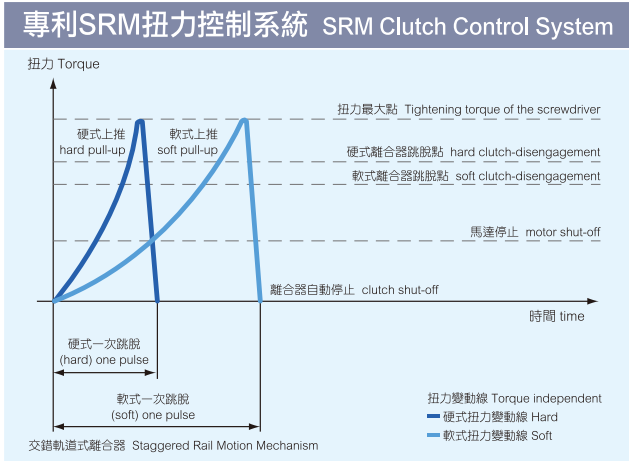
**簡便：**  
外調式扭力設計，可讓操作者輕易的調整扭力大小。正反切開關，單手即可輕鬆操作。

**Simple：**  
Just one-handed turn and engineer can adjust the torque.

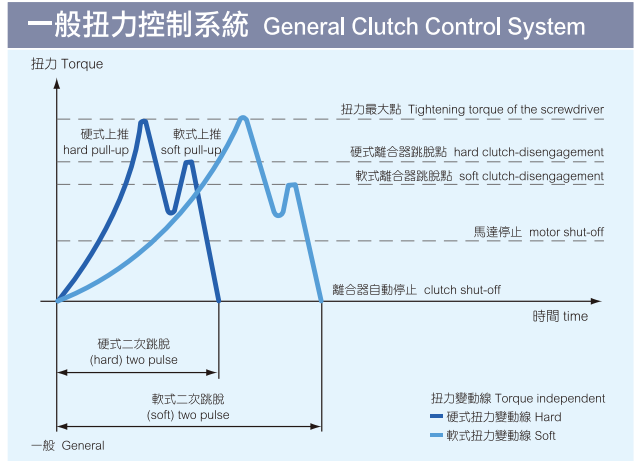
**舒適：**  
人因工學下柄防滑(下凸)設計及特殊握感材質，使您擁有舒適握持感，長時間使用亦不感疲累。

**Comfort：**  
Soft resin ergonomics grip-Advanced "Top water line" ergonomics design, best balance and easy to grip.

**快速：**  
下壓軸帽就可快速更換起子頭。  
**Speediness：**  
You can change the bit rapidly by push the bit head.




專利SRM扭力控制系統(自動停止型)，離合器跳脫僅一次，振動值低於 $2.5ms^2$ ，扭力誤差小於 $\pm 3\%$ 。We recommend to use ASA pneumatic screwdrivers with SRM(Staggered Rail Motion) mechanism one pulse clutch torque control system (with immediate automatic shut-off) which has a vibration level of less than  $2.5ms^2$  and torque accuracy within  $\pm 3\%$ .



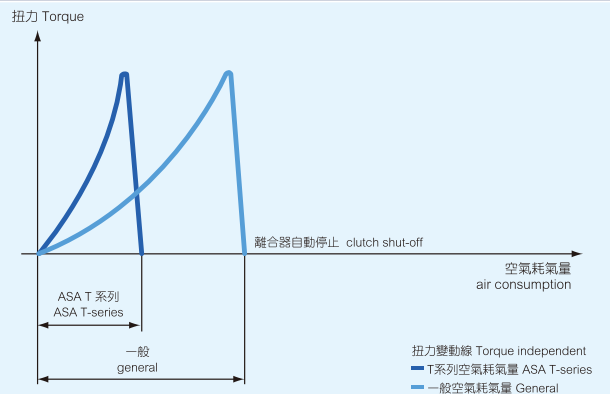
一般型起子離合器跳脫需2~3次，振動值大於 $2.5ms^2$ ，因此扭力誤差也大。Any general pneumatic screwdrivers which uses two or three "pulse clutch" torque control (and similar) generate vibrations over  $2.5ms^2$  and a bad torque accuracy.

# ASA 好幫手 T 系列全自動氣動起子特性分解圖

## Characteristic analysis of ASA T series full-auto shut off pneumatic screwdrivers

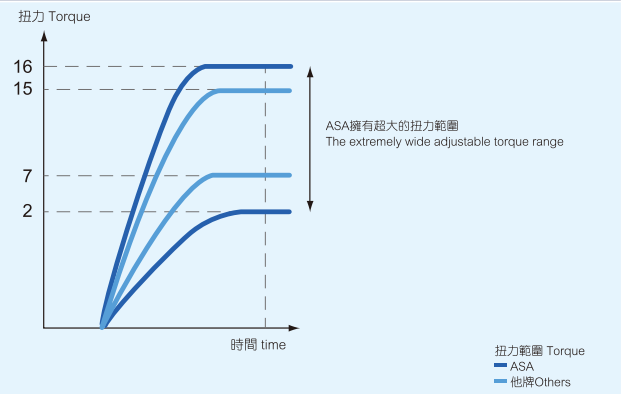


### 馬達比較圖 Comparison of Motor



使用ASA的交變開關馬達會比一般的氣動馬達多出20~40%的馬力及扭力，它可以提供您擁有更輕、小、短的舒適感。  
The new T-series (alternation motion mechanism) air motor can supply 20~40% more power output than others. They are characterized by extremely small dimension and low weight low overall length.

### 扭力範圍示意圖 Range of Torque



使用專利ASA離合器比一般的離合器更寬大的扭力範圍。  
\* 以ASA-T30機型為例  
More wider range of torque when patent SRM(Staggered Rail Motion) mechanism used.  
\* Ex. ASA-T30 is shown.

# ASA® 好幫手 T 系列全自動槓桿式氣動起子

## ASA T series full-auto shut off lever start pneumatic screwdrivers

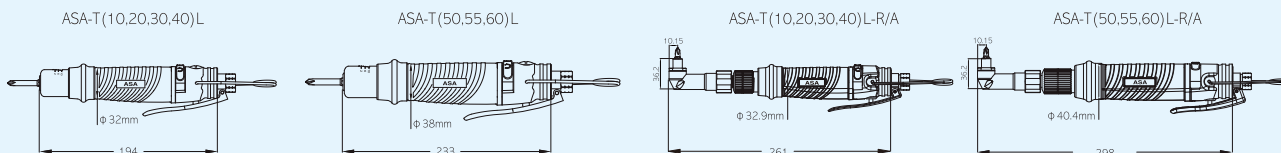


### 槓桿式 Lever start type (L)

起子機型 Model		空壓管內徑及壓力 Air hose bore		空氣耗氣量 Air consumption	扭力範圍 Torque range		精度 Accuracy	無負荷 回轉速 No Load Speed (rpm)	可鎖付螺絲脛部 φ 徑 Available screw shank (mm)	
標準型 Standard	90° 彎頭型 Right angle	進氣 6kg/cm <sup>2</sup> Inlet. mm	排氣 Ext. mm	m <sup>3</sup> /min	kgf-cm	lbf-in	%		機械螺絲 Machine Screw φ	自攻螺絲 Tapping Screw φ
ASA-T10LB	ASA-T10LB-R/A	5.0	6.35	0.5	0.5 ~ 2.0	0.4 ~ 1.7	±3	1000	1.0 ~ 2.2	1.0 ~ 1.7
ASA-T20LB	ASA-T20LB-R/A	5.0	6.35	0.5	1.0 ~ 8.0	0.9 ~ 6.9	±3	1000	1.7 ~ 3.3	1.3 ~ 2.7
ASA-T30LB	ASA-T30LB-R/A	5.0	6.35	0.5	2.0 ~ 16.0	1.7 ~ 13.9	±3	1800	2.2 ~ 4.2	1.7 ~ 3.2
ASA-T40LB	ASA-T40LB-R/A	5.0	6.35	0.5	5.0 ~ 30.0	4.3 ~ 26.0	±3	1000	2.6 ~ 5.0	2.3 ~ 4.0
ASA-T50LB	ASA-T50LB-R/A	8.0	9.5	0.65	7.0 ~ 50.0	6.0 ~ 43.4	±3	1400	2.9 ~ 6.0	2.6 ~ 4.9
ASA-T55LB	ASA-T55LB-R/A	8.0	9.5	0.65	7.0 ~ 65.0	6.0 ~ 56.4	±3	1000	2.9 ~ 6.4	2.6 ~ 5.4
ASA-T60LB	ASA-T60LB-R/A	8.0	9.5	0.65	15.0 ~ 95.0	13.0 ~ 82.5	±3	550	4.1 ~ 7.0	3.3 ~ 6.0

\* B表1/4"六角起子頭, A表5mm六角起子頭 \* B for 1/4" Hex. bit, A for 5mm Hex. bit

### 槓桿式尺寸圖 Dimension



Unit : mm

### 氣動起子周邊設備 (選購品) Attachment of pneumatic screwdriver (Optional)

外觀 Outline	名稱 Description	規格 Specification			
	AT-1050 可調式螺絲整列機 Adjustable screw feeder	適用M1.0~M5.0mm螺絲 Available screw M1.0-M5.0mm			
	多功能螺絲專利整理盒 Patented multifunction screw kit box	適用M1.0~M2.4mm螺絲 Available screw M1.0-M2.4mm			
	彈吊車 Balancer 本產品可適用於無塵室，並通過SGS-10等級測試。 This product can be used in the clean room. It has passed SGS Clean room Class-10 test.	型號 Model	載重 Load kgs lbs		伸縮長 Extend L.
		SB-1.2	0.5-1.2	1.1-2.6	1.6 m
		SB-2.0	1.0-2.0	2.2-4.4	1.6 m
		SB-3.0	2.0-3.0	4.4-6.6	1.6 m
	磁環 MAG-O-NETS	編號 Parts NO.	內徑 ID	外徑 OD	厚度 Thick
		AM 1/4	7 mm	17.5 mm	10 mm
		AM 5	5 mm	17.5 mm	10 mm
		AM 4	4 mm	17.5 mm	10 mm

### 扭力區分管理 Color torque control system

ASA提供你一套最新獨特的扭力管理方法，它利用顏色來管理扭力的差異，作為生產線扭力起子管理的目的。它適用所有T系列的工具，只要選擇不同顏色配合不同的扭力大小，就能運用在你的生產線，並做好有效扭力區分管理。

The ASA color torque control system gives you an easily visible torque marking system at a glance for all the T series tools. Choose the color for each torque level used on your assembly line.



# ASA 好幫手 T 系列全自動下壓式氣動起子

## ASA T series full-auto shut off push to start pneumatic screwdrivers

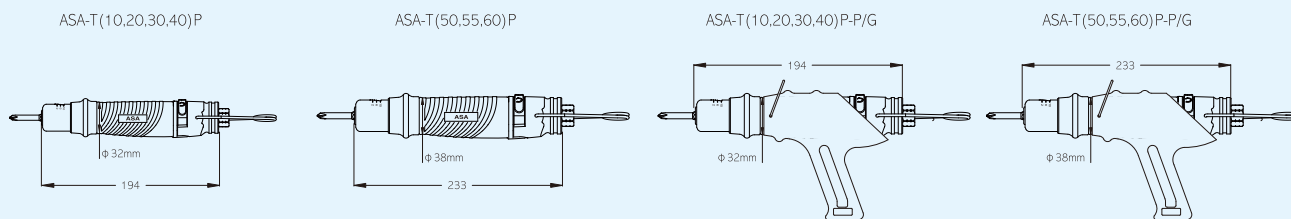


### 下壓式 Push to start type (P)

起子機型 Model		空壓管內徑及壓力 Air hose bore		空氣耗氣量 Air consumption	扭力範圍 Torque range		精度 Accuracy	無負荷 回轉速 No Load Speed (rpm)	可鎖付螺絲脛部 φ 徑 Available screw shank (mm)	
標準型 Standard	槍型 Pistol Grip	進氣 6kg/cm <sup>2</sup> Inlet. mm	排氣 Ext. mm	m <sup>3</sup> /min	kgf-cm	lbf-in	%		機械螺絲 Machine Screw φ	自攻螺絲 Tapping Screw φ
ASA-T10PB	ASA-T10PB-P/G	5.0	6.35	0.5	0.5 ~ 2.0	0.4 ~ 1.7	±3	1000	1.0 ~ 2.2	1.0 ~ 1.7
ASA-T20PB	ASA-T20PB-P/G	5.0	6.35	0.5	1.0 ~ 8.0	0.9 ~ 6.9	±3	1000	1.7 ~ 3.3	1.3 ~ 2.7
ASA-T30PB	ASA-T30PB-P/G	5.0	6.35	0.5	2.0 ~ 16.0	1.7 ~ 13.9	±3	1800	2.2 ~ 4.2	1.7 ~ 3.2
ASA-T40PB	ASA-T40PB-P/G	5.0	6.35	0.5	5.0 ~ 30.0	4.3 ~ 26.0	±3	1000	2.6 ~ 5.0	2.3 ~ 4.0
ASA-T50PB	ASA-T50PB-P/G	8.0	9.5	0.65	7.0 ~ 50.0	6.0 ~ 43.4	±3	1400	2.9 ~ 6.0	2.6 ~ 4.9
ASA-T55PB	ASA-T55PB-P/G	8.0	9.5	0.65	7.0 ~ 65.0	6.0 ~ 56.4	±3	1000	2.9 ~ 6.4	2.6 ~ 5.4
ASA-T60PB	ASA-T60PB-P/G	8.0	9.5	0.65	15.0 ~ 95.0	13.0 ~ 82.5	±3	550	4.1 ~ 7.0	3.3 ~ 6.0

\* B表1/4"六角起子頭, A表5mm六角起子頭 \* B for 1/4" Hex. bit, A for 5mm Hex. bit

### 下壓式尺寸圖 Dimension



Unit : mm

### 氣動起子周邊設備 (選購品) Attachment of pneumatic screwdriver (Optional)

外觀 Outline	名稱 Description	規格 Specification			
	槍型握把 Gun type-grip	4A9311			
	彈吊車 Balancer 本產品可適用於無塵室，並通過SGS-10等級測試。 This product can be used in the clean room. It has passed SGS Clean room Class-10 test.	型號 Model	載重 Load		伸縮長 Extend L.
			kgs	lbs	
		SB-1.2	0.5-1.2	1.1-2.6	1.6 m
		SB-2.0	1.0-2.0	2.2-4.4	1.6 m
		SB-3.0	2.0-3.0	4.4-6.6	1.6 m
	磁環 MAG-O-NETS	編號 Parts NO.	內徑 ID	外徑 OD	厚度 Thick
		AM 1/4	7 mm	17.5 mm	10 mm
		AM 5	5 mm	17.5 mm	10 mm
		AM 4	4 mm	17.5 mm	10 mm

### 扭力區分管理 Color torque control system

ASA提供你一套最新獨特的扭力管理方法，它利用顏色來管理扭力的差異，作為生產線扭力起子管理的目的。它適用所有T系列的工具，只要選擇不同顏色配合不同的扭力大小，就能運用在你的生產線，並做好有效扭力區分管理。

The ASA color torque control system gives you an easily visible torque marking system at a glance for all the T series tools. Choice the color for each torque level used on your assembly line.

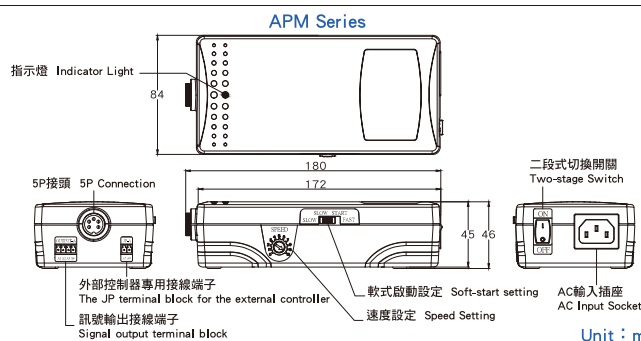
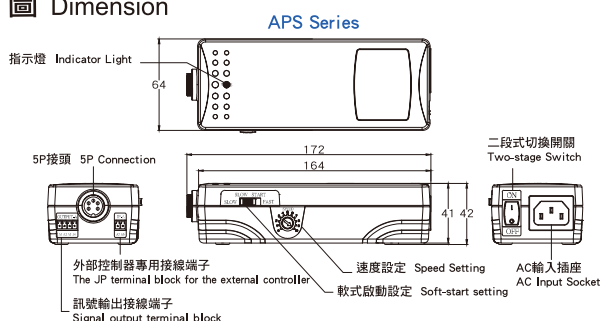




### 特點 Feature

- 雙電源：100-240V通用電源，輸出恆壓功能。
- 無段控制：電子科技產業追求薄、輕、短、小為未來科技主流，螺絲外形越薄，螺絲鎖付緊固要求越高，無論較長或較短螺絲均能鎖付，同時滿足高精度與低質量的需求。
- 軟式啟動：電源供應器內置0-1秒軟式啟動功能，第一圈慢速轉入至中心孔穴時即全速鎖入，有效降低螺絲與被鎖物之間的鬆動率。
- Universal power source: It is suitable for any power source ranges between 100-240VAC.
- Stepless control: The electronic technology industry pursues thinness, lightness, shortness and smallness as the main stream in the future; the smaller the screw, the higher locking and tightening is required; both long and short screws can be locked and meet the requirements of high precision and low inertia at the same time.
- Soft start: There is 0-1 sec. soft-start function inside the power supply. The speed of fastening will gradually change from slow to fast motion during the fastening task. This lowers screw's levels of shaking during the operation.

### 尺寸圖 Dimension



Unit : mm

### 機型規格 Model and Specifications

項目 ITEM	機種名 Model No.	APS-201B	APS-301A	APS-331A	APS-301B	APS-351B	APM-301A	APM-301B	APM-301C	
輸入電壓VAC Input Voltage VAC		100-240V、50/60Hz								
輸出電壓VDC Output Voltage VDC		9-19V	20-30V	20-33V	20-30V	25-35V	20-30V			
軟式啟動 Soft-start		無此功能 N/A	無此功能 N/A	無此功能 N/A	0-1sec.	0-1sec.	無此功能 N/A	無此功能 N/A	無此功能 N/A	
輸出電壓設定 Output Voltage setting		無段設定 Stepless control								
輸出端子 Output Pin		5針 5 pin	5針 5 pin	3針 3 pin	5針 5 pin	5針 5 pin	5針 5 pin	5針 5 pin	6針 6 pin	
內部訊號輸出 Internal signal output		啟動訊號/煞車訊號 Switch signal/Shut off signal								
外部訊號輸入 External signal input		啟動訊號 Switch signal								
可控制起子數 No. of Screwdriver/power supply		1支 1 pcs								
消耗功率(W) Power(W)		38W	60W	56.1W	60W	59.5W	75W			
適用電動起子型號 Applicable Electric Screwdriver models		ASA-S1000M ASA-S2000M ASA-S2500M	BS-2000 BS-3000 BS-4000 BS-4000F BS-6000 BS-6500	AS-3636 AS-4636 AS-6636	ASA-S1000M ASA-S2000M ASA-S2500M ASA-2000M/S ASA-3000M/S ASA-4000M/S ASA-5600M	ASA-2000/S ASA-3000/S ASA-4000/S ASA-4500/S ASA-5000M	BS-6800	ASA-7000/S ASA-8000/S ASA-7000/PS ASA-8000/PS	ASA-6000/PS ASA-6500/PS ASA-6800/PS ASA-7500/PS ASA-8500/PS	
體積(mm) Dimension (mm)		164X64X42mm					172X84X46mm			
重量(g) Weight (g)		300g					380g			
AC電源線長度(m) AC cable length (m)		1.8M								
安規認證 Approval by		CB,CE,UL(CUL),CCC,ROHS,REACH								
附屬品 Accessories		小螺絲刀、2P/4P插座式端子×2、AC電源線 Small screwdriver, 2P/4P socket terminal 2 pieces, and AC cable								

生產線還在靠人工檢測螺絲鎖付作業OK與NG嗎？  
Are you still checking whether the fastening work is OK or NG by man ?

讓AM螺絲鎖付數位化管理系統來協助您！  
AM Digitalized Management System of screw fastening will do the work !

AM series 的優點 AM-series features :	
檢測螺絲鎖付 Screw fastening check	防止螺絲鎖付未到底，螺絲滑牙，空轉的不良發生。 To prevent the occurrence of incomplete fastening work, strip, and idling.
檢測工件漏鎖螺絲 Omitting screw check	防止螺絲鎖付作業中，螺絲漏鎖的不良發生。 To prevent any possibility of missing screws during the fastening operation.
螺絲鎖付作業計數 Screw counting	設有螺絲計數&工件計數功能，工件計數可達60000 PCS。 It is installed with screw counting and unit counting functions. Screw counting up to 60K units.
超大螢幕計數顯示 Monitor with counting information	設有大尺寸LCD螢幕，鎖付數據簡單明瞭。 The big LCD monitor shows you clear counting information.
直覺式顏色鎖付判定 Fastening condition check by colour	螺絲鎖付OK螢幕背景呈現綠色，螺絲鎖付NG螢幕背景呈現紅色。 Green colour on the monitor suggests OK fastening and red colour on the monitor suggests NG fastening.
自動化設備應用 Automation application	標準配置訊號輸入/輸出端子，應用自動化超EASY。 You can easily connect AM-series to your automation equipment with standard input/output signals.
中文/英文操作介面 Bilingual operation interface	操作介面人性化，可任意切換中文/英文操作介面。 Humanity operation interface where you can switch the languages between Chinese and English.

AM series依據螺絲鎖付作業自動判定OK或NG，並發出警報聲音和螢幕背景顏色通知相關作業人員。  
AM series automatically informs the operator whether the fastening work in OK or NG with the sound of alarm and the colour of the monitor.


**鎖付正常 (OK) OK fastening**

平面鎖付 plane fasten      凹孔鎖付 dents fasten

**鎖付異常 (NG) NG fastening**

螺絲浮上 incomplete screw fastening      歪斜鎖付 not properly placed screw      底孔滑牙 stripping of bolt threads in the hole

# ASA 螺絲鎖付數位化管理系統 Digitalized Management System for screw fastening

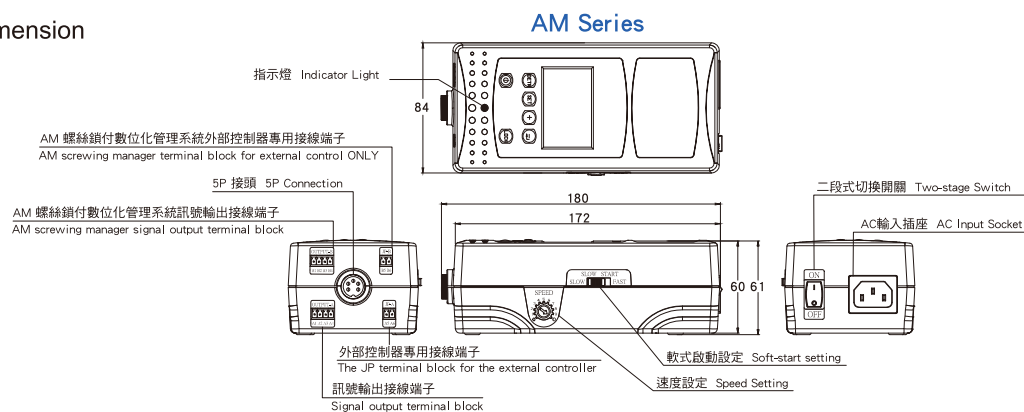


AM Series

## 特點 Feature

- 附有蜂鳴聲功能，螺絲鎖付作業中，可防止螺絲漏鎖、鎖付未到底，螺絲滑牙，空轉等的不良發生。
- 設有工件數量累計及螺絲鎖付數量累計功能，工件數量累計數最多可達60K，單一工件螺絲鎖付數量累計數最多可達99pcs，可隨意設定。
- 附有輸出訊號端子，可與外部控制器連結達到控制一體化功能。
- 通用電源：適用於100-240VAC 50/60Hz全球性電壓源。
- 輸出無段控制：輸出無段控制及恆壓功能，最適合於電子科技產業追求輕、薄、短、小的組裝作業；螺絲愈小，螺絲鎖付的要求愈高，無論較長或較短螺絲均能滿足高精度，低慣量的鎖付要求。
- By the buzzer function is preventable of omission, incomplete screw fastening, thread damage, and being idled during the operation of the fastening work.
- Counting function helps you count up to max. 60K units and up to max. 99pcs of screws which need to be fastened per unit.
- By the output of the controller terminal can contact to external equipment to control electromagnetic valves etc.
- Universal power source: It is suitable for power source ranges between 100-240VAC 50/60Hz.
- Output stepless control: The electronic technology industry pursues thinness, lightness, shortness and smallness as the main stream in the future; the smaller the screw, the higher locking and tightening is required; both long and short screws can be locked and meet the requirements of high precision and low inertia at the same time.

## 尺寸圖 Dimension



Unit : mm

## 機型規格 Model and Specifications

項目 ITEM	機種名 Model No.	AM 控制器 AM Controller				
		AM-30	AM-45	AM-55	AM-65	AM-85
工件可累計鎖付計數範圍 Counting Range of Accumulative Screwing				1~60000		
單一工件可鎖付設定數範圍 Range of Setting Number of Unit Screwing				1~99		
鎖付時間樣品數設定範圍 Setting Range of Number of Sample Screwing Time				1~99		
鎖付設定值記憶/呼出數範圍 Range of Number of Memory/Calling-out of setting				10/10 組 10/10 set		
鎖付時間取樣值範圍 Range of Sampling Screwing Time			0.01~9.99 秒 0.01~9.99 seconds			
鎖付時間誤差值設定範圍 Setting Range of Screwign Time Error				±1~99%		
判定方式 Judgment			OK鳴聲與LCD顯示綠色背光 / NG鳴聲與LCD顯示紅色背光 OK sound and green LED light on / NG sound and red LED light on			
訊號輸出方式 Signal Output Mode			無電壓接點訊號(乾接點) Dry Contact (no voltage contact signal)			
輸入電壓 VAC Input Voltage (VAC)			100-240V、50/60Hz			
輸出電壓 VDC Output Voltage (VDC)		20~30V	25~35V	9~15V	20~30V	20~30V
輸出電壓設定 Output Voltage Setting		無段控制 Stepless Control				
輸出端子 Output pin		5針 5 pin	5針 5 pin	5針 5 pin	5針 5 pin	6針 6 pin
內部訊號輸出 Internal signal output		啟動訊號/煞車訊號/工件鎖付OK訊號/螺絲鎖付OK訊號/螺絲鎖付NG訊號 Switch signal/ Shut off signal/ work piece complete signal/ OK screw fastening/ NG screw fastening signal				
外部訊號輸入 External signal input		啟動訊號 Switch signal				
可控制起子數 No. of Screwdriver per screwing manager				1支 1 pcs		
消耗功率 (W) Power (W)		75W	70W	37.5W	75W	75W
適用電動起子型號 Applicable Model		BS-2000 BS-3000 BS-4000 BS-4000F BS-6000 BS-6500 BS-6800	ASA-2000/S ASA-3000/S ASA-4000/S ASA-4500/S	ASA-S1000M	ASA-S1000M ASA-S2000M ASA-S2500M ASA-2000M/S ASA-3000M/S ASA-4000M/S ASA-5600M ASA-7000/S ASA-8000/S	ASA-6000 ASA-6500 ASA-6800 ASA-7500 ASA-8500
體積 (mm) Dimension (mm)		172×84×61 mm				
重量 (g) Weight (g)		450 g				
AC電源線長度 (M) AC cable length (M)		1.8 M				
安規認證 Approval by		CB,CE,UL(CUL),CCC,ROHS,REACH				
附屬品 Accessories		小螺絲刀、2P/4P插座式端子x2、AC電源線 Small screwdriver, 2P/4P socket terminal 2 pieces, and AC cable				

# ASA 可調式螺絲整列機

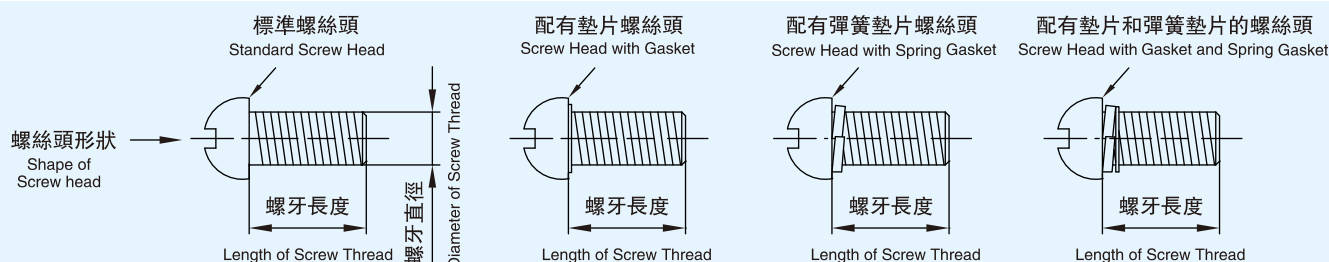
## Adjustable Screw Feeder



### 特點 Feature

- 分離式軌道設計，軌道可以抽出自由做調整，非常方便。
  - 專利設計，供料快捷，穩定、無卡螺絲現象。
  - 新型專利AT-1030定軌定片式適合任何形狀M1.0-M3.0螺絲，可自動送料絕不卡機，可用於自動化、氣吸式。
  - 可按工作需要自由調整螺絲整列機送料速度和進料速度。
  - 可使用特殊1:1短螺絲、帶墊片螺絲都可以通用。
  - 體積小巧，不占空間，移動方便。
  - 通用電源：通用於100-240VAC 50/60Hz全球性電壓源。
  - 送料與震動驅動獨立控制，可自由設定理想的延時停止時間，當非正常情況產生時螺絲機會啟動故障警報功能。
- The design of separating rail allows free adjustment and it is easy to operate.
  - The special design of the structure makes feeding fast and stable without idled screws being stuck in the machine.
  - AT-1030 is designed with fixed rail and rotary plate and is suitable for various screws M1.0-M3.0. Its automatic screw feeding prevents screws from being stuck inside the machine.
  - This machine can be used with automation and air screwdrivers.
  - The feeding and charging speed of the machine can be adjusted freely according to the operating requirement.
  - This machine is suitable for both special 1:1 short screws and screws with washer.
  - Small size, occupying little space, and easy to move.
  - Universal power source: It is suitable for power source ranges between 100-240VAC 50/60Hz.
  - The drives of feeding and shaking are controlled independently. You can set your ideal lag shutdown time freely. The breakdown alarm function will be automatically turned on in case of abnormal conditions.

### 螺絲類型 Screw Type



### 機型規格 Model and Specifications

機種名 Model No.		AT-1050 標準型 standard	AT-1050C 計數器型 counting	AT-1060 標準型 standard	AT-1060C 計數器型 counting	AT-1030T 自動化/氣吸式 for automation/vacuum pick up type
適用螺絲 Available Screw	螺絲牙徑 Diameter of Screw Thread	M1.0 - 5.0 mm	M1.0 - 5.0 mm	M1.0 - 6.0 mm	M1.0 - 6.0 mm	M1.0 - 3.0 mm
	螺絲頭類型 Type of Screw Head	JCIS: 1、2、3及截錐頭型 JIS: 截錐頭型、鈕扣型、傘頭型、圓頭型、埋頭型、WH、附彈簧墊片、附彈簧加平面墊片		JCIS: 1、2、3、4類皿型頭 JIS: 皿型頭、加緊、壓力、UH罩狀頭(埋頭或橢圓埋頭)帶或不帶墊圈		
	螺絲頭材料 Material of Screw Head	JCIS: 1,2,3, and pan-headed JIS: Pan head, button, truss, round, flat, WH, w/t spring washer, and w/t spring washer and flat	鐵或為磁鐵所吸引的材料 Iron or the material which can be attracted by the magnet			
	螺絲長度(最大) Length of Screw (Maximum)	20 mm		25 mm		10 mm
	螺絲長度(最小) Length of Screw (Minimum)	單一的: 直徑 x 1.0; 帶彈簧墊圈: 直徑 + (0.5 x 直徑); 帶彈簧墊圈和墊圈: 直徑 + (1.1 x 直徑) Single screw: diameter x 1.0; Screw with spring washer: diameter + (0.5 x diameter); Screw with spring washer and flat washer: diameter + (1.1 x diameter)				
輸出速度 Output Speed	2顆/秒 2 pcs/second					
保護/恢復功能 Protection / Recovery Function	過載保護電路、逆功率極性防止電路 Overload protection circuit, reverse power polarity prevention circuit					
輸入電壓 Input Voltage	100-240VAC、50/60 Hz					
輸出電壓 Output Voltage	12 VDC					
外形尺寸 (mm) Dimension (mm)	185 X 130 X 150 mm		235 X 165 X 180 mm		215 X 125 X 150 mm	
產品重量 (kg) Weight (kg)	1.8 kg	2.2 kg	4.8 kg	4.8 kg	3.1 kg	
附帶配件 Accessories	操作手冊，通用型AC電源適配器，內六角扳手 Operation manual: AC adapter: Hexagon wrench					



# ASA 高精度扭力測試機

## High-precision Torque Meter



### 特點 Feature

- 扭力測試範圍大，精度高，型號齊全。
- 順時針逆時針方向，鬆緊扭力皆可，不必更換起子頭，附有可直接測試之扭力傳導器，扭力值顯示自動清除歸零。
- 扭力單位kgf. cm/N. m二種以及測量模式PEAK/TRACK/F. PEAK三種模式可選，可方便選擇數值輸出方式。
- 可運算顯示扭力的最大值和平均值。
- 內置輸出端子，可連接電腦，從事扭力記錄、編輯、計算。
- 手提可充電式設計，體積小、重量輕、使用方便。
- Wide measuring range, high accuracy and the model are complete.
- Attached the measuring joint (either one) can be run clockwise or counterclockwise to measure the o/p torque with usual bit and the measured value will be cleared in setting time automatically .
- There are two measuring units: kgf-cm, lb-in and three measuring modes: peak, track, F.Peak for easy choice to operate.
- It can calculate and display the maximum and average torque value.
- Built-in an o/p terminal which it can be connected to the computer for recalling, editing and calculating measured datum.
- The meter is attached rechargeable batteries, small volume and light weight, it is convenient to use.

### 機型規格 Model and Specifications

機種名 Model No.		AP-2	AP-10	AP-50	AP-100	AP-300
測定範圍 Standard measuring range	(kgf.cm)	0.03~2.00	0.15~10.00	0.75~50.0	1.5~100.0	4.5~300.0
	(N.m)	0.003~0.200	0.015~1.000	0.075~5.00	0.15~10.00	0.45~30.00
	(lbf.in)	0.03~1.8	0.15~9.0	0.75~45.0	1.5~90.0	4.5~270.0
扭力精度 Accuracy		±0.5% (199或者低於±1位數) ±0.5% (199 digit or less ±1digit)				
顯示器 Display		液晶LCD數位顯示 LCD digital display				
測定方向 Measuring direction		順時針-逆時針方向(右邊與左邊) Clockwise, counterclockwise				
測量模式 Measuring mode	PEAK	固定顯示最高的負載值 lock display when the torque reaches peak value				
	TRACK	負載改變顯示的數值也隨之改變 display changes along with the current torque value				
	F.PEAK	捕捉並顯示從上升轉變為下降的瞬間負載 lock display when the torque reaches first peak value				
電 源 Power Source		鎳氫可充電電池, 可充電300次以上 Ni-MH chargeable battery 1.2Vx5cells 700mAh / 300 time or more charge life				
充電時間 Charging time		6小時 6 hours				
連續使用時間 Working time		8小時 8 hours				
專用充電器 AC adaptor		輸入: AC100~240V、60/50Hz 輸出: DC7.3~8V、0.5A Input: AC100~240V、60/50Hz output: DC7.3~8V、0.5A				
插槽尺寸 Socket size		20mm				
外形尺寸 (mm) Dimension (mm)		230 (長) x 120 (寬) x 60 (高) mm 230 (L) x 120 (W) x 60 (H) mm				
重 量 (kg) Weight (kg)		2.0kg				
注意事項 Caution		1. 連續衝擊式半自動電、氣動工具請勿測試; 2. 不能測試超過扭力測試機最大扭力測試範圍 1.Does not use for measuring impact, semi-auto shut off type of electric and pneumatic tools. 2.The max measuring range can not over the standard measuring range.				

# ASA 好幫手數位式扭力測試機

## ASA Digital torque meters



### 特點 Feature

- 可儲存800筆資料。
  - 便利的功能裝置，例如：測量開始裝置...等等。
  - 可即時(大約每1/180秒)輸出測量下的負載扭力數據
  - 可充電電池驅動
  - 藉由自動關機功能可避免忘記關機。
  - 藉由USB輸出，您可以用個人電腦管理數據。
  - 歸零調整功能。
  - 自動清除顯示的測量值。
- Save 800 data.
  - A convenient functional setup of a setup of a measurement start value etc.
  - About the load torque under measurement, it is a data output at real time (every about 1/180 seconds).
  - Rechargeable battery drive
  - By the auto power OFF, it forgets to erase and prevent.
  - By the USB output, it is personal computer management about data.
  - One-touch zero adjustment
  - Measured-value display automatic clear setup

### 規格表 Specification

機種 Model	CD-150M	CD-15M
測定範圍 Measuring range	0.10~15.00 N-m 1.0~150.0 kgf-cm 1.0~130.0 lbf-in	0.010~1.500 cN-m 0.10~15.00 kgf-cm 0.10~13.00 lbf-in
精度 Accuracy	+0.5% (199或者低於±1位數) ±0.5% (F/S) (199 or less digit±1digit)	
顯示器 Display	LCD3.5位數表示 The 3.5 figures digital display of LCD	
測定方向 Measuring direction	順時針-反時針方向 (右邊與左邊) CW-CCW (right and left)	
測量模式 Measuring mode	最大值 P-P Peak	固定顯示最高的負載值 Peak load value hold.
	隨機值 T-R Track	負載改變顯示的數值也隨之改變 Indication of real time torque value.
	最大值之下 P-D Peak down	捕捉並顯示從上升轉變為下降的瞬間負載 Load catches and displays the moment included in descent from a rise.
即時數據輸出 C(Real-time Output)	約每1/180秒，輸出扭力負載 The data output of the load torque value is carried out every about 1/180 seconds.	
上下限的判定功能 High and low limits judging function	在限制範圍內測量最高與最低的數值，可設定限制範圍 High and low value are measurement within the limits, and can be set up.	
即時輸出 Real-time Output	大約每隔1/180秒，經由USB輸出負載扭力值 Load torque value are measurement within the limits, and can be set up.	
最大值，最小值及平均值表示 The Maximum, the minimum, and the average value display	可顯示30個測試值的最大、最小、平均數值 It displays the maximum, the minimum, average value, the number of data to 30 data.	
自動清除時間 Automatic Cleartime	在0.1-3.0秒間可任意設定每隔0.5秒顯示器會自動歸零。若設在0.0秒時表示以手動方式歸零。 In 0.1-3.0 seconds (0.5-second interval, an indication is automatically given zero.) It is a manual zero clearance by 0.0-second setup.	
單鍵歸零 One-touch zero	藉由按下清除鈕，利用單鍵完成歸零調整 By pushing a clear button, zero adjustment can be performed by one-touch.	
數據的記憶 Data memory	可保存800筆測定數據 / 平均等統計數據，有10個頻道可儲存 Measured value-800 data/statistics data, such as an average-10 channels.	
數據的輸出 Data output	ASCII格式 (傳輸速率19200) ASCII format (baud rate 19200)	
電源 Power supply	鎳鎘可充電電池 / 可充電300次以上 Ni-Cd chargeable battery 1.2V×5cells 700mAh / 300 time or more charge life	
自動關機 Auto power off	10分鐘內無操作動作，自動關機。 10 minutes no use, automatically switch off.	
充電時間 Charging time	3小時以內 From empty - less than 3hours	
連續使用時間 Continuous working time	12小時 / 12 hours	
插槽尺寸 Socket size	□ 20mm / □9.5mm	
重量 Weight	1公斤 / Abbreviation 1 kg	
外觀體積 Outside dimension	155(寬)×125(深)×55(高) 155(W)×125(D)×55(H)	
配件 Accessories (每種一件 one piece each)	ASJ-50/ASJ-10K 扭力傳導器	ASJ-10K 扭力傳導器
	USB並連電纜*1PC, 驅動程式光碟片 (for windows)*1PC	M4螺絲2顆, 內六角起子頭6mm*4PC
	專用箱	
	AC/DC充電器(選擇使用120伏特或230伏特的充電器)	
	校正結果、校正證書、可追蹤的系統圖	
	Measurement joint ASJ-50/ASJ-10K (4 bits HEX Opposite side 6mm)	Measurement joint ASJ-10K (4 bits HEX Opposite side 6mm)
	USB connector cable*1, drive on CD-ROM*1 (for windows)	M4 screw*2, transfer*4
	M4 screw*4, transfer bit*4	
	Exclusive case	
	AC/DC adaptor (Choose AC adaptor out of 120V. and 230V.) Result of calibration, certification on calibration, traceability system figure	

\* 注意：連續衝擊式半自動電氣動工具請勿測試 Caution: Don't use for measurement of impact tool.  
 本系列產品由日本杉崎計器株式會社原廠製造，內附杉崎原廠校驗證明書及扭力驗證表。 This torque meter is made from SUGISAKI METER CO., LTD in Japan.  
 Each meter is attached with the certification on calibration and result of calibration.

\* 電 / 氣動扭力起子，重複扭力精度計算方式 ±% =  $\frac{\text{平均值} - \text{最小(大)值}}{\text{平均值}} \times 100$

符合人體工學的ASA扭力支臂架夾持系統可以減低操作者疲勞，增加生產力。

Reduce operator fatigue and increase productivity with the ASA TORQUE ARM ergonomics tool support system.

### 特點 Feature

- 採用經陽級處理之鋁材質，重量輕。
  - 無金屬直接接觸之接點，不會因磨耗產生粉塵。
  - 兩件式組合前臂，組裝過程中工具移動更自由。
  - 端點至前臂為容易調整之縮疊式構造，調整精度可達一英吋。
  - 操作夾持系統所需力量可依不同操作員之需求調整。
  - 操作員不易疲勞。
  - 連續操作下亦能維持高精度之運作。
  - 結構堅固，可承受高負荷。
  - 適用於氣動及電動工具之夾持。
- Anodized aluminum finish.
  - No metal-to-metal joints to create particle count.
  - 2-piece hinged forearm allows more freedom of movement in the assembly process.
  - Telescoping reach from end of forearm allows easy adjustment in 1-inch increments.
  - Resistance can be set to suit individual operator preference.
  - Reduce operator fatigue.
  - Provide consistency and accuracy for repetitive assembly tasks.
  - Heavy duty construction.
  - For use with pneumatic and electric tools.

### 氣壓缸系列規格表 Air cylinder series specification

型號 Model	說明 Description	操作範圍 Reach	最大載重 Capacity	扭力上限 Maximum Torque
STD-15110-AC	標準型 Standard	4-33 in	0 ~ 15 Lbs	110 lbs-in
PARA-15110-AC	平行臂型 Parallel	4-33 in	0 ~ 15 Lbs	110 lbs-in

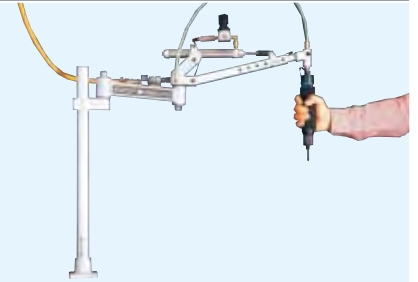
### 油壓缸系列規格表 Oil cylinder series specification

型號 Model	說明 Description	操作範圍 Reach	最大載重 Capacity	扭力上限 Maximum Torque
STD-03110-OC	標準型 Standard	4-33 in	0 ~ 3.0 Lbs	110 lbs-in
PARA-03110-OC	平行臂型 Parallel	4-33 in	0 ~ 3.0 Lbs	110 lbs-in

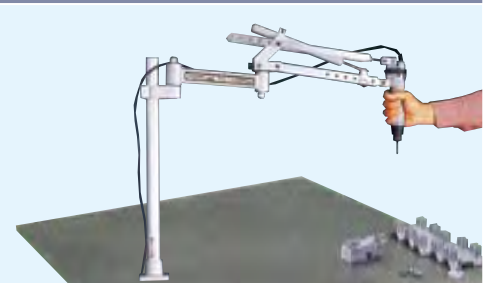
### 功能 Function

- 允許工具各方向之前、後、左、右移動。
  - 兩件式組合前臂使組裝過程中工具移動更自由。
  - 端點至前臂為容易調整之縮疊式構造，調整精度可達一英吋，調整極限可達六英吋。
- Allows universal tool motion from side to side and front to back.
  - 2-piece hinged forearm allows more freedom of movement in the assembly process.
  - Telescoping reach from end of Forearm allows easy adjustment in 1-inch increments up to 6inches.

氣壓缸標準型系列 STD-15110-AC Standard system (air cylinder type)



油壓缸平行臂型系列 PARA-03110-OC Parallel system (oil cylinder type)








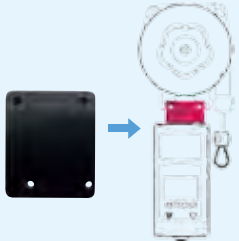
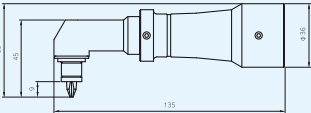

### ASA扭力支臂架夾持系統之配件 ASA Torque arm accessories

可根據作業型態選擇不同的夾持臂前端轉接配件，結構堅固的工具夾持器可容許各方向轉動、擺動、扭轉之操作，也可以根據作業需求鎖定一個或數個方向之旋轉動作。此外，工具夾持器轉接配件使用容易，可運用在各種不同的作業環境。

End-of-Arm tooling options for the ASA torque arm allow you to choose the style your application requires. The tool holders allow the tool to swivel, rotate, swing or twist. Its heavy duty construction allows you to lock out any single or combination of rotating actions allowing only the motions required by your application. In addition, End-of-Arm Tooling brackets allow easy conversion, so one ASA torque arm can be used for more than one application.

### 配件表 (選購品) Accessories (Optional)

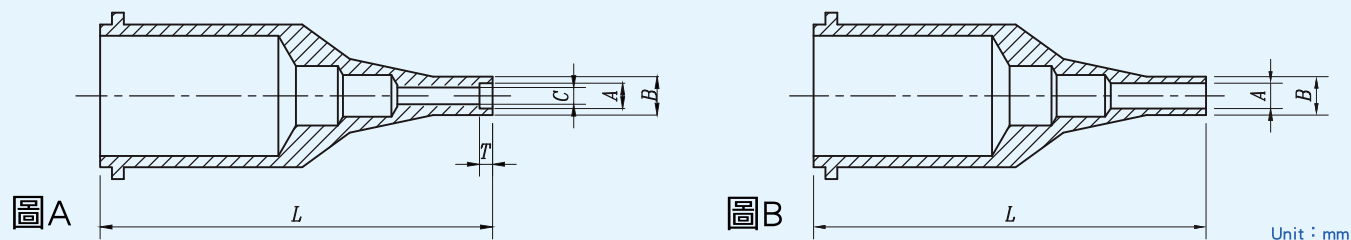
槍型固定座 Pistol grip tool mount	90° 彎頭固定座 Right angle tool mount	電動工具固定座 Wrist bracket "V" for electric tool mount	電動工具固定座 Wrist bracket "V" for electric tool mount	氣動工具固定座 Air manifold	牆壁固定夾 Wall Clamp	桌上固定夾 Bench Clamp
						
EAA-21		EAP-202ED (For STD type)	EAP-202 (For PARA type)	EAP-203 (For PARA type)	EAA-01	EAA-02

二合一專利型扭力控制器+幫浦 2 in 1 patented torque controller plus pump	連接固定片 (適用於電源供應器和德式彈吊車組合) Connect to the fixed board (For controller and balancer assembly)	超迷你彎90°轉接頭 Mini type 90° bending coupler	多功能螺絲專利整理盒 (一台適用1.2, 1.4, 1.6, 2.0, 2.4螺絲) Patented multifunction screw kit box (1 set Available 1.2, 1.4, 1.6, 2.0, 2.4 screwdrivers)
		 <p style="text-align: right;">Unit : mm</p>	

磁環 MAG-O-NETS

外觀 Outline					規格 Specification			
紅色 Red	黃色 Yellow	綠色 Green	藍色 Blue	橘色 Orange	編號 Parts No.	內徑 ID	外徑 OD	厚度 Thick
					AM 1/4	7 mm	17.5 mm	10mm
					AM 5	5 mm	17.5 mm	10mm
					AM 4	4 mm	17.5 mm	10mm
特點 Feature								
<ul style="list-style-type: none"> <li>方便拾取螺絲，作業效率高。</li> <li>適用於任何起子頭。</li> </ul>					<ul style="list-style-type: none"> <li>Increase productivity by easily locating fasteners.</li> <li>Fits virtually any standard screwdriver bit.</li> </ul>			

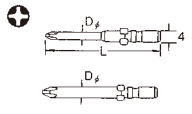
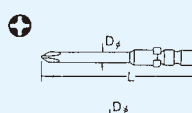
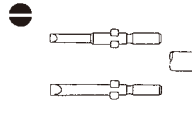
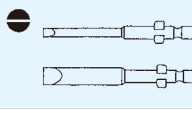
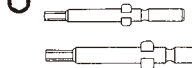
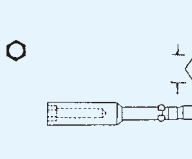
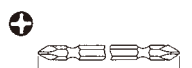
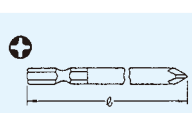




尺寸圖 Dimension



氣吸式電動起子吸嘴規格表 Sucker specification for the sucking electric screwdriver

料號 Part No.	尺寸(A) Diameter A	尺寸(B) Diameter B	尺寸(C) Diameter C	尺寸(L) Diameter L	尺寸圖 Dimension	料號 Part No.	尺寸(A) Diameter A	尺寸(B) Diameter B	尺寸(C) Diameter C	尺寸(L) Diameter L	尺寸圖 Dimension
4M9000	6.2(*5.5t)	7.2	5.7	34	圖A	4M9049	4.2(*4.0t)	5.2	3.7	34	圖A
4M9009	1.4	2.1		34	圖B	4M9050	4.4(*4.0t)	5.4	4.0	34	圖A
4M9010	1.7	2.4		34	圖A	4M9051	4.7(*4.0t)	5.7	4.2	34	圖A
4M9011	1.8	2.8		34	圖B	4M9052	5.0(*4.0t)	6	4.5	34	圖A
4M9012	2.0	3.0		34	圖B	4M9053	5.2(*4.0t)	6.2	4.7	34	圖A
4M9013	2.2	3.2		34	圖B	4M9054	5.4(*4.0t)	6.4	5.0	34	圖A
4M9014	2.4	3.4		34	圖B	4M9055	5.7(*4.0t)	6.7	5.2	34	圖A
4M9015	2.7	3.7		34	圖B	4M9056	6.0(*4.0t)	7	5.5	34	圖A
4M9016	2.03(*0.6t)	2.8	1.6	34	圖A	4M9057	4.6(*8.0t)	5.4	4.0	37	圖A
4M9017	2.03(*0.6t)	3.0	1.7	34	圖A	4M9058	4.4(*8.0t)	5.1	4.0	37	圖A
4M9021	2.1(*1.1t)	3.2	1.8	33	圖A	4M9060	2.6(*1.2t)	4	2.4	39	圖A
4M9022	2.6(*1.1t)	3.7	2.1	33	圖A	4M9061	3.1(*1.0t)	4.5	2.7	39	圖A
4M9023	3.1(*1.5t)	4.2	2.6	33	圖A	4M9062	3.4(*1.0t)	4.8	3.0	39	圖A
4M9024	4.5(*3.5t)	5.6	4.3	33	圖A	4M9063	4.4(*1.2t)	5.8	4.0	39	圖A
4M9025	5.5(*3.5t)	6.6	4.3	33	圖A	4M9064	4.5(*1.2t)	5.9	4.0	39	圖A
4M9026	4.9(*3.5t)	6.0	4.0	33	圖A	4M9065	4.5(*1.3t)	5.9	4.0	39	圖A
4M9027	3.3(*1.0t)	4.5	2.0	33	圖A	4M9066	4.5(*1.6t)	5.9	4.0	39	圖A
4M9028	4.2(*1.0t)	5.4	3.0	33	圖A	4M9067	8.0(*1.1t)	9.4	7.0	39	圖A
4M9029	1.5(*0.8t)	2.1	1.3	34	圖A	4M9068	4.5(*1.6.3t)	6.5	4	84	圖A
4M9031	2.1	3.2		33	圖B	4M9069	4.5(*1.6.3t)	6.5	4	74	圖A
4M9032	2.6	3.7		33	圖B	4M9070	2.0(*1.65t)	3*L:7.5/5	1.7	62	圖A
4M9033	3.1	4.2		33	圖B	4M9071	2.0(*1.65t)	3*L:7.5/6	1.7	62	圖A
4M9034	3.6	4.7		33	圖B	4M9072	4.5(*1.2.3t)	6.5	4	84	圖A
4M9035	4.1	5.2		33	圖B	4M9073	5.3(*9.5t)	7	4	84	圖A
4M9036	5.1(*3.0t)	6.0	3.2	34	圖A	4M9074	4.5(*12.5t)	7	4	84	圖A
4M9040	2.0(*2.0t)	3.0	1.8	34	圖A	4M9075	3.4(*3t)	7	2.7*L:1 2/4	84	圖A
4M9041	2.2(*2.0t)	3.2	1.8	34	圖A	4M9076	3.4(*3.5t)	7	2.7*L:1 2.5/4	84	圖A
4M9042	2.4(*2.0t)	3.4	2.0	34	圖A	4M9077	3.1(*3t)	7	2.7*L:1 2/4	84	圖A
4M9043	2.7(*3.0t)	3.7	2.2	34	圖A	4M9078	2.05(*0.5t)	3	1.7	62	圖A
4M9044	3.0(*3.0t)	4.0	2.5	34	圖A	4M9079	4(*1.3t)	6.5	5	39	圖A
4M9045	3.2(*3.0t)	4.2	2.7	34	圖A	4M9080	4.4(*1.2t)	6.5	5	39	圖A
4M9046	3.4(*3.0t)	4.4	3.0	34	圖A	4M9082	1.6(*0.5t)	2.6	1.4	34	圖A
4M9047	3.7(*3.0t)	4.7	3.2	34	圖A	4M9085	2.5	3.1		37.15	圖B
4M9048	4.0(*4.0t)	5	3.5	34	圖A	4M9088	2.55	3.1		37.15	圖B

起子頭規格 Bit specification

外型 Outline	型式 Type		品樣 Dimension(mm) 尖端T×直徑D×長度L			適用螺絲 Available screw				
	Φ4	十字穴 Phillips	00	×2.0	×40	M0.8~M1.2				
			0	×2.5	×40	M1.2~M1.7				
			1	×3.0	×40	M2.0~M2.6				
			1	×4.0	×40	M2.0~M2.6				
			2	×4.0	×40	M3.0~M5.0				
	Φ5	十字穴 Phillips	00	×2.0	×60	M0.8~M1.2				
			0	×2.5	×60	M1.2~M1.7				
			1	×3.0	×60	M2.0~M2.6				
			1	×5.0	×60	M2.0~M3.0				
			2	×5.0	×60	M3.0~M5.0				
	Φ4	一字穴 (刃厚mm) Slotted (edge of thickness)	0.3	×1.7	×40	M1.2~M1.8				
			0.4	×2.0	×40	M2.0~M2.2				
			0.4	×2.5	×40	M2.0~M2.2				
			0.4	×3.0	×40	M2.0~M2.2				
			0.6	×4.0	×40	M2.2~M2.6				
	Φ5	一字穴 (刃厚mm) Slotted (edge of thickness)	0.4	×3.0	×60	M2.0~M2.2				
			0.6	×4.0	×60	M2.2~M3.0				
			0.7	×5.0	×60	M3.5				
			1.0	×7.0	×60	M3.8~M4.0				
	Φ4	內六角邊距 Distance between side to side of hex bit holder	0.89	1.27	1.5					
	Φ5		2.0	2.5	3.0					
	Φ4	六角螺母邊距 Distance between side to side of hex bit holder	1.27	1.5	2.0	2.5				
			Φ5	3.0	4.0	5.0	6.0			
	Φ4	六角螺母邊距 Distance between side to side of hex bit holder	2.3	2.5	3.0					
			Φ5	4.0	4.5	5.0	5.5	6.0	7.0	8.0
	Φ4	六角螺母邊距 Distance between side to side of hex bit holder	10.0							
			Φ5	4.0	4.5	5.0	5.5	6.0		
	6.35mm(1/4") hex shank 六角對邊	十字穴 Phillips	1	×5.0	×75	2.0~2.6				
			1	×5.0	×100	2.0~2.6				
	6.35mm(1/4") hex shank 六角對邊	十字穴 Phillips	2	×5.0	×75	3.0~5.0				
			2	×5.0	×100	3.0~5.0				
	6.35mm(1/4") hex shank 六角對邊	十字穴 Phillips	1	×6.35	×65	2.0~3.0				
			1	×6.35	×100	2.0~3.0				
	6.35mm(1/4") hex shank 六角對邊	十字穴 Phillips	2	×6.35	×65	3.0~5.0				
			2	×6.35	×100	3.0~5.0				

螺絲對鎖緊扭力表 Screw vs. torque reference list

六角螺絲種類 Hex shank screw type					螺絲螺牙直徑 Screw shank diameter	參考標準鎖緊扭力 Reference torque(kgf-cm)			
內六角螺絲 Hex socket head screw	止付螺絲 Hex socket headless set screw	小型六角螺絲 Mini hex screw	六角螺絲高張力 Hex high tension screw	六角螺絲 Hex screw		塑膠品、鋁板、銅板 Plastic/aluminum/ copper	普通材質 Common	高張力 High tension	高摩擦接合用 High friction
(0.5)	(0.9)	—	—	4	M2	0.8	1.5	2.7	3.6
(2)	(1.27)	—	—	4.5	M2.5	1.6	3.2	5.8	7.7
2.5	1.5	—	—	5.5	M3	3	6	10.8	15
—	—	—	—	6	(M3.5)	5	10	18	24
3	2	—	—	7	M4	8	16	28	30
—	—	—	—	8	(M4.5)	11	21	38	38
4	2.5	—	—	8	M5	15	30	54	72
5	3	—	—	10	M6	25	50	90	120

日期 Date : \_\_\_\_\_

好幫手客戶訪談資料表 ASA Customer interview list	
貴公司名稱 Company name	
所屬部門 Department	職稱 Position
公司地址 Address	
姓名 Name	
連絡電話 Tel.	分機 Ext.
傳真 Fax.	
電子郵件 E-mail	
生產產品名稱 Product name	
訪談項目 ITEM	現狀敘述 Statement at present situation
電源供應 Power supply	電壓 VAC _____ <input type="checkbox"/> 穩定 Constant <input type="checkbox"/> 不穩定 Un-Constant VAC.MIN _____ VAC VAC.MAX _____ VAC
螺絲種類 Screw kind	<input type="checkbox"/> 機械牙 Machine screw <input type="checkbox"/> 自攻牙 Tapping screw 直徑 Diameter _____ mm 長度 Length _____ mm
被鎖物 Work piece	名稱 Name _____ 材質 Material _____
每天鎖付螺絲總數(個) How many screws when you screw in a day? (Total amount)	正轉 FWD. _____ PCS 反轉 REV. _____ PCS
每天輪班(次) Shift in a day(time)	
鎖付間隔(秒) Interval time for screw(second)	
鎖付扭力(kgf-cm) Torque value(kgf-cm)	
無載轉速(rpm) No load speed(rpm)	
起子頭搖擺度 Shake state for bit	種類 Kind _____ 長度 Length _____ mm <input type="checkbox"/> 好 Good <input type="checkbox"/> 不好 Bad
特殊需求 Other Request	<input type="checkbox"/> UL,CSA <input type="checkbox"/> CE <input type="checkbox"/> EMC <input type="checkbox"/> ESD <input type="checkbox"/> 其他 Others _____
螺絲起子種類 Screwdriver's kind	<input type="checkbox"/> 電動 Electric <input type="checkbox"/> 氣動 Pneumatic <input type="checkbox"/> 槓桿式 Lever type <input type="checkbox"/> 下壓式 Push type <input type="checkbox"/> 直接插入式 (高壓馬達驅動)Controllerless (High vol. DC motor driving) <input type="checkbox"/> 附控制器 (低壓馬達驅動)w/controller (Low vol. DC motor driving) 品牌 Brand _____ 型號 Model no. _____
起子頭種類 Bit kind	<input type="checkbox"/> 1/4" 六角 1/4" hex shank <input type="checkbox"/> 5φ/5mm六角 5φ/5mm hex shank <input type="checkbox"/> 4φ <input type="checkbox"/> 5φ <input type="checkbox"/> 單頭 Single head <input type="checkbox"/> 雙頭 Double head
電源供應器種類 Power supply kind	<input type="checkbox"/> 無 NO <input type="checkbox"/> 有 YES 品牌 Brand _____ 型號 Model no. _____
螺絲起子操作性 Screwdriver's operation	<input type="checkbox"/> 很好 Good <input type="checkbox"/> 普通 Common <input type="checkbox"/> 笨重 Heavy <input type="checkbox"/> 其他 Others _____
起子散熱性 Screwdriver's radiator function	<input type="checkbox"/> 很好 Good <input type="checkbox"/> 普通 Common <input type="checkbox"/> 很差 Bad _____分鐘後 after minute.
容易損壞零件 Easy to break parts	型號 Type no. _____ 名稱 Name _____ <input type="checkbox"/> 馬達 Motor <input type="checkbox"/> 碳刷 Brush <input type="checkbox"/> 導線插頭 Cable plug <input type="checkbox"/> 外殼 Housing <input type="checkbox"/> 啟動開關 Micro switch <input type="checkbox"/> 機械零件 Parts
建議 Suggestion	



Ergonomics Electric Screwdrivers

## 遍佈世界的好幫手

行銷於

美國、加拿大、日本、德國、法國、大陸、香港、新加坡、馬來西亞、  
印尼、越南、印度、瑞士、瑞典、南非、巴西、英格蘭、西班牙、義大利、  
以色列、澳洲、韓國、愛爾蘭、荷蘭、比利時、泰國…  
等二十餘國。

**ASA is loved by all over**

in

USA, Canada, Japan, Germany, France, China, Hong Kong, Singapore, Malaysia,  
Indonesia, Vietnam, India, Switzerland, Sweden, South Africa, Brazil, England, Spain, Italy,  
Israel, Australia, South Korea, Ireland, Netherlands, Belgium, Thailand...etc.  
over 20 countries.

享受裝配科技

Enjoying in Technique of Assemblies

## 享受裝配科技 Enjoying in Technique of Assemblies



電動起子  
Electric Screwdriver




氣動起子  
Pneumatic Screwdriver



可調式螺絲整列機  
Adjustable Screw Feeder  
(Rail width changeable type)




高精度扭力測試機  
High-precision Torque Meter



扭力支臂架  
Torque Arm



螺絲鎖付數位化管理系統  
Digitalized Management  
System for screw fastening



電、氣動起子週邊配件  
Accessories of electric and  
pneumatic screwdriver



Certificate No. TW02/01200  
ASA ENTERPRISE CO., LTD



Ergonomics Electric Screwdrivers

### 好幫手企業有限公司 名品股份有限公司

總公司：台北市內湖區新明路162號

電話：02-2790-0535

傳真：02-2794-9952

客服專線：0800-252-252

<http://www.asa-tool.com>

E-mail: [asaswivr@ms16.hinet.net](mailto:asaswivr@ms16.hinet.net)

### ASA ENTERPRISE CO.

Add. NO. 162, Shinming Rd., Neihu District,  
Taipei City 114, Taiwan.

Tel. 886-2-2790-0535

Fax. 886-2-2794-9952

規格及設計會因改良而變更。

Specifications and design may be changed without  
notice for improvement.

2014/06(A6)

